



AJAY PALIWAL & CO

CHARTERED ACCOUNTANTS

418, TEACHERS COLONY, AMBAMATA SCHEME, UDAIPUR- 313 001

TEL- 0294 2430466, E Mail-ajayhpaliwal@gmail.com

INDEPENDENT AUDITOR'S REPORT

To the Members of Sah Polymers Limited

Report on the Audit of the Standalone Financial Statements


Opinion

We have audited the standalone financial statements of Sah Polymers Limited ("the Company"), which comprise the balance sheet as at 31st March 2020, and the statement of Profit and Loss, Statement of changes in equity and Statement of Cash Flows for the year then ended, and notes to the financial statements, including a summary of significant accounting policies and other explanatory information.

In our opinion and to the best of our information and according to the explanations given to us, the aforesaid standalone financial statements give the information required by the Companies Act, 2013 ("the Act") in the manner so required and give a true and fair view in conformity with the Indian Accounting Standards prescribed under section 133 of the Act read with the Companies (Indian Accounting Standards) Rules, 2015, as amended, ("Ind AS") and other accounting principles generally accepted in India, of the state of affairs of the Company as at March 31, 2020, the profit and total comprehensive income, changes in equity and its cash flows for the year ended on that date.

Basis for Opinion

We conducted our audit in accordance with the Standards on Auditing (SAs) specified under section 143(10) of the Companies Act, 2013. Our responsibilities under those Standards are further described in the Auditor's Responsibilities for the Audit of the Financial Statements section of our report. We are independent of the Company in accordance with the Code of Ethics issued by the Institute of Chartered Accountants of India together with the ethical requirements that are relevant to our audit of the financial statements under the provisions of the Companies Act, 2013 and the Rules thereunder, and we have fulfilled our other ethical responsibilities in accordance with these requirements and the Code of Ethics. We believe that the audit evidence we have obtained is sufficient and appropriate to provide a basis for our opinion.





AJAY PALIWAL & CO

CHARTERED ACCOUNTANTS

418, TEACHERS COLONY, AMBAMATA SCHEME, UDAIPUR- 313 001

TEL- 0294 2430466, E Mail-ajayhpaliwal@gmail.com

Responsibility of Management for Standalone Financial Statements

The Company's Board of Directors is responsible for the matters stated in section 134(5) of the Companies Act, 2013 ("the Act") with respect to the preparation of these standalone financial statements that give a true and fair view of the financial position, financial performance, changes in equity and cash flows of the Company in accordance with the accounting principles generally accepted in India, including the accounting Standards specified under section 133 of the Act. This responsibility also includes maintenance of adequate accounting records in accordance with the provisions of the Act for safeguarding of the assets of the Company and for preventing and detecting frauds and other irregularities; selection and application of appropriate accounting policies; making judgments and estimates that are reasonable and prudent; and design, implementation and maintenance of adequate internal financial controls, that were operating effectively for ensuring the accuracy and completeness of the accounting records, relevant to the preparation and presentation of the financial statement that give a true and fair view and are free from material misstatement, whether due to fraud or error.

In preparing the financial statements, management is responsible for assessing the Company's ability to continue as a going concern, disclosing, as applicable, matters related to going concern and using the going concern basis of accounting unless management either intends to liquidate the Company or to cease operations, or has no realistic alternative but to do so.

Those Board of Directors are also responsible for overseeing the company's financial reporting process.

Auditor's Responsibilities for the Audit of the Financial Statements

Our objectives are to obtain reasonable assurance about whether the financial statements as a whole are free from material misstatement, whether due to fraud or error, and to issue an auditor's report that includes our opinion. Reasonable assurance is a high level of assurance, but is not a guarantee that an audit conducted in accordance with SAs will always detect a material misstatement when it exists. Misstatements can arise from fraud or error and are considered material if, individually or in the aggregate, they could reasonably be expected to influence the economic decisions of users taken on the basis of these financial statements.





AJAY PALIWAL & CO

CHARTERED ACCOUNTANTS

418, TEACHERS COLONY, AMBAMATA SCHEME, UDAIPUR- 313 001

TEL- 0294 2430466, E Mail-ajayhpaliwal@gmail.com

As part of an audit in accordance with SAs, we exercise professional judgment and maintain professional skepticism throughout the audit. We also:

- Identify and assess the risks of material misstatement of the financial statements, whether due to fraud or error, design and perform audit procedures responsive to those risks, and obtain audit evidence that is sufficient and appropriate to provide a basis for our opinion. The risk of not detecting a material misstatement resulting from fraud is higher than for one resulting from error, as fraud may involve collusion, forgery, intentional omissions, misrepresentations, or the override of internal control.
- Obtain an understanding of internal control relevant to the audit in order to design audit procedures that are appropriate in the circumstances. Under section 143(3)(i) of the Companies Act, 2013, we are also responsible for expressing our opinion on whether the company has adequate internal financial controls system in place and the operating effectiveness of such controls.
- Evaluate the appropriateness of accounting policies used and the reasonableness of accounting estimates and related disclosures made by management.
- Conclude on the appropriateness of management's use of the going concern basis of accounting and, based on the audit evidence obtained, whether a material uncertainty exists related to events or conditions that may cast significant doubt on the Company's ability to continue as a going concern. If we conclude that a material uncertainty exists, we are required to draw attention in our auditor's report to the related disclosures in the financial statements or, if such disclosures are inadequate, to modify our opinion. Our conclusions are based on the audit evidence obtained up to the date of our auditor's report. However, future events or conditions may cause the Company to cease to continue as a going concern.
- Evaluate the overall presentation, structure and content of the financial statements, including the disclosures, and whether the financial statements represent the underlying transactions and events in a manner that achieves fair presentation.

We communicate with those charged with governance regarding, among other matters, the planned scope and timing of the audit and significant audit





AJAY PALIWAL & CO

CHARTERED ACCOUNTANTS

418, TEACHERS COLONY, AMBAMATA SCHEME, UDAIPUR- 313 001

TEL- 0294 2430466, E Mail-ajayhpaliwal@gmail.com

findings, including any significant deficiencies in internal control that we identify during our audit.

We also provide those charged with governance with a statement that we have complied with relevant ethical requirements regarding independence, and to communicate with them all relationships and other matters that may reasonably be thought to bear on our independence, and where applicable, related safeguards.

Report on Other Legal and Regulatory Requirements

As required by the Companies (Auditor's Report) Order, 2016 ("the Order"), issued by the Central Government of India in terms of sub-section (11) of section 143 of the Companies Act, 2013, we give in the Annexure – "A" a statement on the matters specified in paragraphs 3 and 4 of the Order, to the extent applicable.

As required by Section 143(3) of the Act, we report that:

(a) We have sought and obtained all the information and explanations which to the best of our knowledge and belief were necessary for the purposes of our audit.

(b) In our opinion, proper books of account as required by law have been kept by the Company so far as it appears from our examination of those books.

(c) The Balance Sheet, the Statement of Profit and Loss including other comprehensive income, and the Cash Flow Statement dealt with by this Report are in agreement with the books of account.

(d) In our opinion, the aforesaid standalone financial statements comply with the Accounting Standards specified under Section 133 of the Act, read with Rule 7 of the Companies (Accounts) Rules, 2014.

(e) On the basis of the written representations received from the directors as on 31st March, 2020 taken on record by the Board of Directors, none of the directors is disqualified as on 31st March, 2020 from being appointed as a director in terms of Section 164 (2) of the Act.

(f) With respect to the adequacy of the internal financial controls with reference to the financial statement of the Company and the operating effectiveness of such controls, refer to our separate Report in "Annexure B".





AJAY PALIWAL & CO

CHARTERED ACCOUNTANTS

418, TEACHERS COLONY, AMBAMATA SCHEME, UDAIPUR- 313 001

TEL- 0294 2430466, E [Mail-ajayhpaliwal@gmail.com](mailto:ajayhpaliwal@gmail.com)

(g) With respect to the other matters to be included in the Auditor's Report in accordance with the requirements of section 197(16) of the Act, as amended:

In our opinion and to the best of our information and according to the explanations given to us, the remuneration paid by the Company to its directors during the year is in accordance with the provisions of section 197 of the Act.

(h) With respect to the other matters to be included in the Auditor's Report in accordance with Rule 11 of the Companies (Audit and Auditors) Rules, 2014, in our opinion and to the best of our information and according to the explanations given to us:


i The Company has disclosed the impact of pending litigations on its financial position in its financial statements – Refer Note 33 to the financial statements; [or the Company does not have any pending litigations which would impact its financial position]

ii The Company did not have any long-term contracts including derivative contracts for which there were any material foreseeable losses.

iii There were no amounts which were required to be transferred to the Investor Education and Protection Fund by the Company.

For AJAY PALIWAL & Co.
Chartered Accountants
Firm's Registration NO.:12345C

Ajay Paliwal
Proprietor
M No. 40329
Place of signature: Udaipur
Date: June 18, 2020



UDIN: 20403290AAAAA92154



AJAY PALIWAL & CO

CHARTERED ACCOUNTANTS

418, TEACHERS COLONY, AMBAMATA SCHEME, UDAIPUR- 313 001

TEL- 0294 2430466, E Mail-ajayhpalawal@gmail.com

Annexure - A to the Independent Auditor's Report (Referred to in paragraph 8 under 'Report on Other Legal and Regulatory Requirements' section of our report of even date)

(i) (a) The Company has maintained proper records showing full particulars, including quantitative details and situation of property, plant and equipment.

(b) The property, plant and equipment were physically verified during the year by the Management in accordance with a regular programme of verification which, in our opinion, provides for physical verification of all the property, plant and equipment at reasonable intervals. According to the information and explanations given to us, no material discrepancies were noticed on such verification.

(c) According to the information and explanations given to us and the records examined by us and based on the examination, we report that, the immovable properties of land that have been taken on lease and disclosed as fixed asset in the financial statements, the lease agreements are in the name of the Company, where the Company is the lessee in the agreement as at the balance sheet date.

(ii) As explained to us, the inventories other than material lying with third parties (which have substantially been confirmed) were physically verified during the year by the Management at reasonable intervals and no material discrepancies were noticed on such physical verification.

(iii) The Company has not granted any loans, secured or unsecured, to companies, firms, Limited Liability Partnerships or other parties covered in the Register maintained under Section 189 of the Companies Act, 2013.

(iv) In our opinion and according to the information and explanations given to us, the Company has complied with the provisions of Sections 185 and 186 of the Companies Act, 2013 in respect of grant of loans, making investments and providing guarantees and securities, as applicable.

(v) According to the information and explanations given to us, the Company has not accepted any deposit during the year and accordingly the question of complying with Sections 73 and 76 of the Companies Act, 2013 does not arise. In respect of unclaimed deposits, the Company has complied with the provisions of Sections 74 and 75 or any other relevant provisions of the Companies Act, 2013. According to the information and explanations given to us, no Order has been passed by the Company Law Board or the National Company Law Tribunal or the Reserve Bank of India or any Court or any other Tribunal on the Company.





AJAY PALIWAL & CO

CHARTERED ACCOUNTANTS

418, TEACHERS COLONY, AMBAMATA SCHEME, UDAIPUR- 313 001

TEL- 0294 2430466, E Mail-ajayhpalawal@gmail.com

(vi) The maintenance of cost records has not been prescribed by the Central Government under Section 148(1) of the Companies Act, 2013 in respect of products of the Company.

(vii) According to the information and explanations given to us, in respect of statutory dues:

(a) The Company has been regular in depositing undisputed statutory dues including Provident Fund, Employees' State Insurance, Income-tax, Goods and Service tax, Customs Duty, Excise Duty, Cess and other material statutory dues applicable to it with the appropriate authorities.

(b) Details of dues of Income-tax, Goods and Service Tax, Customs Duty and Excise Duty which have not been deposited as on 31st March, 2020 on account of disputes are given below:

Name of statutes	Nature of dues	Amount Rs. In lakhs	The period to which the amount relates	Forum where dispute is pending
Central Excise Act, 1944	Excise Duty	2.32	2011 to 2014	CESTAT, New Delhi
Income tax Act, 1961	Income tax demand.	1.61 *	2014-15	CIT (Appeal)


* Net of Deposit

(viii) In our opinion and according to the information and explanations given to us, the Company has not defaulted in the repayment of loans or borrowings to financial institutions, banks and government and dues to debenture holders.

(ix) The Company has not raised moneys by way of initial public offer or further public offer (including debt instruments) or term loans and hence reporting under clause (ix) of the Order is not applicable.

(x) To the best of our knowledge and according to the information and explanations given to us, no fraud by the Company and no material fraud on the Company by its officers or employees has been noticed or reported during the year.

(xi) In our opinion and according to the information and explanations given to us, the Company has paid / provided managerial remuneration in accordance with the





AJAY PALIWAL & CO

CHARTERED ACCOUNTANTS

418, TEACHERS COLONY, AMBAMATA SCHEME, UDAIPUR- 313 001

TEL- 0294 2430466, E Mail-ajayhaliwal@gmail.com

requisite approvals mandated by the provisions of Section 197 read with Schedule V to the Companies Act, 2013..

(xii) The Company is not a Nidhi Company and hence reporting under clause (xii) of the Order is not applicable.

(xiii) In our opinion and according to the information and explanations given to us the Company is in compliance with Sections 177 and 188 of the Companies Act, 2013, where applicable, for all transactions with the related parties and the details of related party transactions have been disclosed in the Standalone Ind AS financial statements etc. as required by the applicable Indian accounting standards.

(xiv) The Company has made no preferential allotment of equity and issue fully or partly convertible debentures and hence reporting under clause (xiv) of the Order is not applicable.

(xv) In our opinion and according to the information and explanations given to us, during the year the Company has not entered into any non-cash transactions with its directors or directors of its holding, subsidiary or associate company or person connected with them and hence provisions of Section 192 of the Companies Act, 2013 are not applicable.

(xvi) The Company is not required to be registered under Section 45-IA of the Reserve Bank of India Act, 1934.


For AJAY PALIWAL & Co.
Chartered Accountants
Firm's Registration NO.12345C

Ajay Paliwal
Proprietor

M No. 403290

Place of signature: Udaipur

Date: June 18 , 2020



UDIN: 20403290AAAAA92154



AJAY PALIWAL & CO

CHARTERED ACCOUNTANTS

418, TEACHERS COLONY, AMBAMATA SCHEME, UDAIPUR- 313 001

TEL- 0294 2430466, E Mail-ajayhpaliwal@gmail.com

Annexure - B to the Independent Auditor's Report Report on the Internal Financial Controls with reference to financial statement under Clause (i) of Sub-section 3 of Section 143 of the Companies Act, 2013 ("the Act")

We have audited the internal financial controls over financial reporting of **SAH POLYMERS LIMITED** ("the Company") as of 31st March, 2020 in conjunction with our audit of the standalone Ind AS financial statements of the Company for the year ended on that date.

Management's Responsibility for Internal Financial Controls

The Company's management is responsible for establishing and maintaining internal financial controls based on the internal control over financial reporting criteria established by the Company considering the essential components of internal control stated in the Guidance Note on Audit of Internal Financial Controls over Financial Reporting issued by the Institute of Chartered Accountants of India. These responsibilities include the design, implementation and maintenance of adequate internal financial controls that were operating effectively for ensuring the orderly and efficient conduct of its business, including adherence to company's policies, the safeguarding of its assets, the prevention and detection of frauds and errors, the accuracy and completeness of the accounting records, and the timely preparation of reliable financial information, as required under the Companies Act, 2013.

Auditor's Responsibility

Our responsibility is to express an opinion on the Company's internal financial controls over financial reporting based on our audit. We conducted our audit in accordance with the Guidance Note on Audit of Internal Financial Controls Over Financial Reporting (the "Guidance Note") issued by the Institute of Chartered Accountants of India and the Standards on Auditing prescribed under Section 143(10) of the Companies Act, 2013, to the extent applicable to an audit of internal financial controls. Those Standards and the Guidance Note require that we comply with ethical requirements and plan and perform the audit to obtain reasonable assurance about whether adequate internal financial controls over financial reporting was established and maintained and if such controls operated effectively in all material respects.

Our audit involves performing procedures to obtain audit evidence about the adequacy of the internal financial controls system over financial reporting and their operating effectiveness. Our audit of internal financial controls over financial reporting included obtaining an understanding of internal financial controls over financial reporting, assessing the risk that a material weakness exists, and testing and evaluating the design and operating effectiveness of internal control based on the assessed risk. The procedures selected depend on the auditor's judgement, including





AJAY PALIWAL & CO

CHARTERED ACCOUNTANTS

418, TEACHERS COLONY, AMBAMATA SCHEME, UDAIPUR- 313 001

TEL- 0294 2430466, E Mail-ajayhpalawal@gmail.com

the assessment of the risks of material misstatement of the financial statements, whether due to fraud or error.

We believe that the audit evidence we have obtained is sufficient and appropriate to provide a basis for our audit opinion on the Company's internal financial controls system over financial reporting.

Meaning of Internal Financial Controls Over Financial Reporting

A company's internal financial control over financial reporting is a process designed to provide reasonable assurance regarding the reliability of financial reporting and the preparation of financial statements for external purposes in accordance with generally accepted accounting principles. A company's internal financial control over financial reporting includes those policies and procedures that (1) pertain to the maintenance of records that, in reasonable detail, accurately and fairly reflect the transactions and dispositions of the assets of the company; (2) provide reasonable assurance that transactions are recorded as necessary to permit preparation of financial statements in accordance with generally accepted accounting principles, and that receipts and expenditures of the company are being made only in accordance with authorisations of management and directors of the company; and (3) provide reasonable assurance regarding prevention or timely detection of unauthorised acquisition, use, or disposition of the company's assets that could have a material effect on the financial statements.

Inherent Limitations of Internal Financial Controls over Financial Reporting

Because of the inherent limitations of internal financial controls over financial reporting, including the possibility of collusion or improper management override of controls, material misstatements due to error or fraud may occur and not be detected. Also, projections of any evaluation of the internal financial controls over financial reporting to future periods are subject to (Referred to in paragraph 7 (f) under 'Report on Other Legal and Regulatory Requirements' of our report of even date) the risk that the internal financial control over financial reporting may become inadequate because of changes in conditions, or that the degree of compliance with the policies or procedures may deteriorate.

Opinion

In our opinion, to the best of our information and according to the explanations given to us, the Company has, in all material respects, an adequate internal financial controls system over financial reporting and such internal financial controls over financial reporting were operating effectively as at March 31, 2020, based on the internal control over financial reporting criteria established by the Company





AJAY PALIWAL & CO

CHARTERED ACCOUNTANTS


418, TEACHERS COLONY, AMBAMATA SCHEME, UDAIPUR- 313 001

TEL- 0294 2430466, E [Mail-ajayhpaliwal@gmail.com](mailto:ajayhpaliwal@gmail.com)

considering the essential components of internal control stated in the Guidance Note on Audit of Internal Financial Controls Over Financial Reporting issued by the Institute of Chartered Accountants of India.

For AJAY PALIWAL & Co.
Chartered Accountants
Firm's Registration No. 12345C

Ajay Paliwal
Proprietor
M No. 403290
Place of signature Udaipur
Date: June 18, 2020



UDIN: 20403290AAAAA92154

SAH POLYMERS LIMITED
BALANCE SHEET AS AT 31.03.2020 (Rs. in lakhs)

Particulars	Note	As at 31.03.2020		As at 31.03.2019	
ASSETS					
(1) Non-current assets					
(a) Property, Plant and Equipment	3		1,271.86		1,262.10
(b) Capital work -in- Progress	3		-		-
(c) Investment Property			-		-
(d) Goodwill			-		-
(e) Other Intangible Assets	3		2.09		1.05
(f) Intangible assets under development			-		-
(g) Biological Assets other than bearer plants			-		-
(h) Financial Assets					
(i) Investments	4	100.00		100.00	
(ii) Trade receivables			-		-
(iii) Loans			-		-
(iv) Others	5	52.82		78.11	
(i) Deferred tax assets (net)			-		-
(j) Other non-current assets	6	9.10	161.92	5.91	184.02
(2) Current assets					
(a) Inventories	7		560.76		578.85
(b) Financial Assets					
(i) Investments					
(ii) Trade receivables	8	900.01		874.10	
(iii) Cash and cash equivalents	9	50.20		98.24	
(iv) Bank balances other than (iii) above	10	65.63		33.34	
(v) Loans	11	82.00		-	
(vi) Others			1,097.84		1,005.68
(c) Current Tax Assets (Net)					
(d) Other current assets	12		544.54		646.91
Total Assets			3,639.01		3,678.61
EQUITY					
(a) Equity Share Capital	13	1,559.60		1,559.60	
(b) Other Equity	14	367.79	1,927.39	338.05	1,897.65
LIABILITIES					
(1) Non-current liabilities					
(a) Financial Liabilities					
(i) Borrowings	15			-	-
(ii) Trade payables			-		-
(iii) Other financial liabilities(other than those specified in item (b))			-		-
(b) Provisions			-		-
(c) Deferred tax liabilities (Net)	16		134.76		121.17
(d) Other non-current liabilities			-		-
(2) Current liabilities					
(a) Financial Liabilities					
(i) Borrowings	17	1,037.38		1,128.14	
(ii) Trade payables	18	448.13		397.07	
(iii) Other financial liabilities(other than those specified in item(c))	19	-	1,485.51	62.50	1,587.71
(d) Other current liabilities	20		85.56		58.15
(c) Provisions	21		5.35		4.56
(d) Current Tax Liabilities (Net)	22		0.44		9.37
Total Equity and Liabilities			3,639.01		3,678.61

See accompanying notes to the financial statements 1 to 47

As per our Audit report of even date attached.

for and on behalf of
AJAY PALIWAL & CO.
Chartered Accountants


FRN : 012345C

[Signature]
AJAY PALIWAL
Proprietor

M.No. 403290

Udaipur, June 18, 2020

UDIN : 20403290AAAAG2154



for and on behalf of the Board

[Signature]
ASAD DAVD

Managing Director
DIN: 02491539

[Signature]
LALIT KUMAR BOLIA
Chief Financial Officer

[Signature]
HAKIM S.TIDIWALA
Wholetime Director
DIN : 00119156

[Signature]
DEBANSHU DEB
Company Secretary
M. No. 50778

SAH POLYMERS LIMITED

STATEMENT OF PROFIT AND LOSS FOR THE YEAR ENDED 31.03.2020

(Rs.in lakhs)

Particulars	Note no.	As at 31.03.2020		As at 31.03.2019	
		Amount in Rupees		Amount in Rupees	
I Revenue from operations	23		4,983.04		4,549.23
II Other income	24		7.92		11.94
III Total Revenue (I+II)			4,990.96		4,561.17
IV. Expenses :					
Cost of Materials consumed	25		3,153.63		2,961.28
Purchases of Stock-in-Trade	26		183.70		7.54
Changes in inventories of finished goods work-in-progress and Stock -in-Trade	27		5.05		237.57
Excise Duty			-		-
Employee benefits expense	28		215.86		205.30
Finance costs	29		133.36		104.26
Depreciation and amortization expense	3		76.50		71.18
Other expenses	30		1,171.35		899.06
Total expenses			4,939.45		4,486.19
V. Profit before exceptional items and tax(III-IV)			51.51		74.98
VI. Exceptional items			-		-
VII Profit/(loss) before tax (V-VI)			51.51		74.98
VIII Tax expense :					
(1) Current tax		8.18		14.49	
(2) Deferred tax		13.59	21.77	23.31	37.80
IX Profit(loss)for the period from continuing operation (VII-VIII)			29.74		37.18
X Profit/(Loss) from discontinued operations.			-		-
XI Tax expense of discontinued operations			-		-
XII Profit/(loss) from discontinued operation (X-XI)			-		-
XIII Profit(loss) for the period (IX+XII)			29.74		37.18
XIV Other Comprehensive Income			-		-
A(i) Item that will not be reclassified to profit or loss			-		-
(ii) Income tax relating to item that will not be reclassified to profit or loss			-		-
B(i) Item that will be reclassified to profit or loss			-		-
XV (ii) Income tax relating to item that will be reclassified to profit or loss			-		-
XVI Total Comprehensive Income for the period (XIII+XIV) (Comprising profit (loss) and other Comprehensive Income for the period)			29.74		37.18
XVII Earnings per equity share:(for continued Operation):					
(1) Basic	32		0.191		0.238
(2) Diluted	32		0.191		0.238
XVIII Earnings per equity share:(for discontinued Operation):					
(1) Basic			-		-
(2) Diluted			-		-
XVIII Earnings per equity share:(for discontinued & continuing operations)					
(1) Basic	32		0.191		0.238
(2) Diluted	32		0.191		0.238

See accompanying notes to the financial statements


1 to 47

As per our Audit report of even date attached.

for and on behalf of
AJAY PALIWAL & CO.,
Chartered Accountants
FRN : 012345C

AJAY PALIWAL
Proprietor
M.No. 403290
Udaipur. June 18, 2020

UDIN: 20403290AAAAG 2154



for and on behalf of the Board

ASAD DAUD
Managing Director
DIN: 02491539

LALIT KUMAR BOLIA
Chief Financial Officer

HAKIM S.TIDIWALA
Wholtime Director
DIN : 00119156

DEBANSHU DEB
Company Secretary
M. No. 50778

SAH POLYMERS LIMITED
CASH FLOW STATEMENT FOR THE YEAR ENDED 31ST MARCH ,2020 (Rs. in lakhs)


Sr. No.	Particulars	Year ended 31.03.2020	Year ended 31.03.2019
A	Cash Flow from Operating Activities		
	Net Profit before tax	51.51	74.98
	Adjustments for:		
	Depreciation	76.50	71.18
	Interest Paid	110.41	98.92
	Interest received	(83.21)	(59.39)
	(Profit)/Loss on sale of property, plant and equipment	-	14.51
	provisions of leave encashment	0.79	0.47
	Operating Profit before working capital changes	156.00	200.67
	Adjustment for Changes in Working Capital:		
	Decrease/(Increase) in Trade Receivables	(25.91)	(444.38)
	Increase/(decrease) in financial liabilities	(32.96)	478.22
	Increase/(decrease) in other current liabilities and provision	27.41	(111.57)
	Increase in financial liabilities	(62.50)	
	Increase/(decrease) in financial assets	-	2.03
	Increase in Loan	(82.00)	-
	Other bank Baalances	(32.29)	-
	Increase/(Decrease) in Trade Payables	51.06	128.75
	Increase in other non current assets	(3.19)	9.45
	Non Currrent Financial assets	25.29	-
	Increase in other current assets	102.37	(203.92)
	Decrease/(Increase) in Stock	18.09	221.41
	Cash Generated from Operations	141.37	280.66
	Income Taxes Refund / (Paid)	17.10	7.91
	Net Cash Inflow /(Out Flow) from Operation (A)	124.27	272.75
B	Cash Flow from Investing Activities:		
	Sale of fixed assets	-	9.39
	Purchase of fixed assets	(87.31)	(106.65)
	Interest received	83.21	59.39
	Net Cash Inflow/(Outflow) from investing Activities (B)	(4.10)	(37.87)
C	Cash flow from Financing Activities		
	Repayment of borrowings	-	(62.50)
	Interest Paid	(110.41)	(98.92)
	Net Cash Inflow /(Out Flow) from Financing Activities (C)	(110.41)	(161.42)
	Net Increase/Decrease in cash & Cash equivalents (A+B+C)	9.76	73.46
	CASH AND CASH EQUIVALENTS		
	As at the beginning of the year (Refer Note 9)	98.24	21.90
	Less : Cash Credit	649.92	647.04
	As at the end of the year (Refer Note 9)	50.20	98.24
	Less : Cash Credit	592.12	649.92
	Net Increase/Decrease in cash & Cash equivalents	9.76	73.46

As per As per our Audit Report Attached

Notes:-

1.The above Cash Flow Statement has been prepared under the "indirect Method" as set out in the Indian Accounting standard-7 "Cash Flow statement"

for and on behalf of
AJAY PALIWAL & CO.,
Chartered Accountants
FRN : 012345G



AJAY PALIWAL
Proprietor
M.No. 403290
Udaipur. June 18 ,2020

UDIN : 20403290AAAAG2154

for and on behalf of the Board

ASAD DAUD
Managing Director
DIN:02491539

DEBANSHU DEB
Company Secretary
M. No. 50778

HAKIM S.TIDIWALA
Wholetime Director
DIN : 00119156

LALIT KUMAR BOLIA
Chief Financial Officer

SAH POLYMERS LIMITED

Notes to the Financial Statements

1. Company Information

Sah Polymers Limited (SPL) is a public limited Company domiciled in India and is incorporated under the provisions of the Companies Act, 1956. SPL is engaged in the manufacture of HDPE/PP woven fabrics and sacks with annual production capacity of 6062 MT. The manufacturing capacities are situated at Udaipur (Rajasthan). The fabrics and sacks find applications in the packing of cement, minerals, food grains etc.

2. Significant Accounting Policies

Statement of Compliance

These financial statements have been prepared in accordance with Indian Accounting Standards (Ind AS) notified under Section 133 of the Companies Act, 2013. The financial statements have also been prepared in accordance with the relevant presentation requirements of the Companies Act, 2013.

Basis of Preparation

The financial statements are prepared in accordance with the historical cost convention, except for certain items that are measured at fair values, as explained in the accounting policies.

Fair Value is the price that would be received to sell an asset or paid to transfer a liability in an orderly transaction between market participants at the measurement date, regardless of whether that price is directly observable or estimated using another valuation technique. In estimating the fair value of an asset or a liability, the Company takes into account the characteristics of the asset or liability if market participants would take those characteristics into account when pricing the asset or liability at the measurement date. Fair value for measurement and / or disclosure purposes in these financial statements is determined on such a basis, except for share-based payment transactions that are within the scope of Ind AS 102 – Share-based Payment, leasing transactions that are within the scope of Ind AS 17 – Leases, and measurements that have some similarities to fair value but are not fair value, such as net realisable value in Ind AS 2 – Inventories or value in use in Ind AS 36 – Impairment of Assets.

The preparation of financial statements in conformity with Ind AS requires management to make judgements, estimates and assumptions that affect the application of the accounting policies and the reported amounts of assets and liabilities, the disclosure of contingent assets and liabilities at the date of the financial statements, and the reported amounts of revenues and expenses during the year. Actual results could differ from those estimates. The estimates and underlying assumptions are reviewed on an ongoing basis. Revisions to accounting estimates are recognised in the period in which the estimate is revised if the revision affects only that period; they are recognised in the period of the revision and future periods if the revision affects both current and future periods.

Operating Cycle

All assets and liabilities have been classified as current or non-current as per the Company's normal operating cycle and other criteria set out in the Schedule III to the Companies Act, 2013 and Ind AS 1 – Presentation of Financial Statements based on the nature of products and the time between the acquisition of assets for processing and their realisation in cash and cash equivalents.

Property, Plant and Equipment – Tangible Assets

Property, plant and equipment are stated at cost of acquisition or construction less accumulated depreciation and impairment, if any.

Cost is inclusive of inward freight, duties and taxes and incidental expenses related to acquisition. In respect of major projects involving construction, related pre-operational expenses form part of the value of assets capitalised. Expenses capitalised also include applicable borrowing costs for qualifying assets, if any. All up gradation / enhancements are charged off as revenue expenditure unless they bring similar significant additional benefits.

An item of property, plant and equipment is derecognised upon disposal or when no future economic benefits are expected to arise from the continued use of asset. Any gain or loss arising on the disposal or retirement of an item of property, plant and equipment is determined as the difference between the sales proceeds and the carrying amount of the asset and is recognised in the Statement of Profit and Loss.

Depreciation of these assets commences when the assets are ready for their intended use which is generally on commissioning. Items of property, plant and equipment are depreciated in a manner that amortizes the cost (or other amount substituted for cost) of the assets after commissioning, less its residual value, over their useful lives as specified in Schedule II of the Companies Act, 2013 on a straight line basis. Land is not depreciated.

The estimated useful lives of property, plant and equipment of the Company are as follows:

Buildings	30 Years
Plant and Equipment	25 Years
Furniture and Fixtures	10 Years
Vehicles	8 Years
Office Equipment	5 Years

No write off is made in respect of leasehold land.



Assets held under finance leases are depreciated over their expected useful lives on the same basis as owned assets or, where shorter, the term of the relevant lease.

Property, plant and equipment's residual values and useful lives are reviewed at each Balance Sheet date and changes, if any, are treated as changes in accounting estimate.

Intangible Assets

Intangible Assets that the Company controls and from which it expects future economic benefits are capitalised upon acquisition and measured initially:

a. for assets acquired in a business combination or by way of a government grant, at fair value on the date of acquisition/grant

b. for separately acquired assets, at cost comprising the purchase price (including import duties and nonrefundable taxes) and directly attributable costs to prepare the asset for its intended use.

Internally generated assets for which the cost is clearly identifiable are capitalised at cost. Research expenditure is recognised as an expense when it is incurred. Development costs are capitalised only after the technical and commercial feasibility of the asset for sale or use has been established. Thereafter, all directly attributable expenditure incurred to prepare the asset for its intended use are recognised as the cost of such assets. Internally generated brands, websites and customer lists are not recognised as intangible assets.

The useful life of an intangible asset is considered finite where the rights to such assets are limited to a specified period of time by contract or law (e.g., patents, licenses, trademarks, franchise and servicing rights) or the likelihood of technical, technological obsolescence (e.g., computer software, design, prototypes) or commercial obsolescence (e.g., lesser known brands are those to which adequate marketing support may not be provided). If, there are no such limitations, the useful life is taken to be indefinite. Intangible assets that have finite lives are amortized over their estimated useful lives by the straight line method unless it is practical to reliably determine the pattern of benefits arising from the asset. An intangible asset with an indefinite useful life is not amortized.

All intangible assets are tested for impairment. Amortization expenses and impairment losses and reversal of impairment losses are taken to the Statement of Profit and Loss. Thus, after initial recognition, an intangible asset is carried at its cost less accumulated amortization and / or impairment losses.

The useful lives of intangible assets are reviewed annually to determine if a reset of such useful life is required for assets with finite lives and to confirm that business circumstances continue to support an indefinite useful life assessment for assets so classified. Based on such review, the useful life may change or the useful life assessment may change from indefinite to finite. The impact of such changes is accounted for as a change in accounting estimate.

Impairment of Assets

Impairment loss, if any, is provided to the extent, the carrying amount of assets or cash generating units exceed their recoverable amount.

Recoverable amount is higher of an asset's net selling price and its value in use. Value in use is the present value of estimated future cash flows expected to arise from the continuing use of an asset or cash generating unit and from its disposal at the end of its useful life.

Impairment losses recognised in prior years are reversed when there is an indication that the impairment losses recognised no longer exist or have decreased. Such reversals are recognised as an increase in carrying amounts of assets to the extent that it does not exceed the carrying amounts that would have been determined (net of amortization or depreciation) had no impairment loss been recognised in previous years.

Inventories

Inventories are stated at lower of cost and net realisable value. The cost is calculated on weighted average method. Cost comprises expenditure incurred in the normal course of business in bringing such inventories to its present location and condition and includes, where applicable, appropriate overheads based on normal level of activity. Net realisable value is the estimated selling price less estimated costs for completion and sale. Obsolete, slow moving and defective inventories are identified from time to time and, where necessary, a provision is made for such inventories.

Foreign Currency Transactions


The functional and presentation currency of the Company is Indian Rupee.

Transactions in foreign currency are accounted for at the exchange rate prevailing on the transaction date. Gains/ losses arising on settlement as also on translation of monetary items are recognised in the Statement of Profit and Loss.

Exchange differences arising on monetary items that, in substance, form part of the Company's net investment in a foreign operation (having a functional currency other than Indian Rupee) are accumulated in Foreign Currency Translation Reserve.

Investment in Subsidiary

Investment in subsidiary is carried at cost less accumulated impairment, if any.



Financial instruments, Financial assets, Financial liabilities and Equity instruments

Financial assets and financial liabilities are recognised when the Company becomes a party to the contractual provisions of the relevant instrument and are initially measured at fair value. Transaction costs that are directly attributable to the acquisition or issue of financial assets and financial liabilities (other than financial assets and financial liabilities measured at fair value through profit or loss) are added to or deducted from the fair value on initial recognition of financial assets or financial liabilities. Purchase or sale of financial assets that require delivery of assets within a time frame established by regulation or convention in the market place (regular way trades) are recognised on the trade date, i.e., the date when the Company commits to purchase or sell the asset.

Financial Assets

Recognition:

Financial assets include Investments, Trade receivables, Advances, Security Deposits, Cash and cash equivalents. Such assets are initially recognised at transaction price when the Company becomes party to contractual obligations. The transaction price includes transaction costs unless the asset is being fair valued through the Statement of Profit and Loss.

Classification:

Management determines the classification of an asset at initial recognition depending on the purpose for which the assets were acquired. The subsequent measurement of financial assets depends on such classification.

Financial assets are classified as those measured at:

- (a) amortised cost, where the financial assets are held solely for collection of cash flows arising from payments of principal and/or interest.
- (b) fair value through other comprehensive income (FVTOCI), where the financial assets are held not only for collection of cash flows arising from payments of principal and interest but also from the sale of such assets. Such assets are subsequently measured at fair value, with unrealised gains and losses arising from changes in the fair value being recognised in other comprehensive income.
- (c) fair value through profit or loss (FVTPL), where the assets are managed in accordance with an approved investment strategy that triggers purchase and sale decisions based on the fair value of such assets. Such assets are subsequently measured at fair value, with unrealised gains and losses arising from changes in the fair value being recognised in the Statement of Profit and Loss in the period in which they arise.

Trade receivables, Advances, Security Deposits, Cash and cash equivalents etc. are classified for measurement at amortised cost while investments may fall under any of the aforesaid classes. However, in respect of particular investments in equity instruments that would otherwise be measured at fair value through profit or loss, an irrevocable election at initial recognition may be made to present subsequent changes in fair value through other comprehensive income.

Impairment:

The Company assesses at each reporting date whether a financial asset (or a group of financial assets) such as investments, trade receivables, advances and security deposits held at amortised cost and financial assets that are measured at fair value through other comprehensive income are tested for impairment based on evidence or information that is available without undue cost or effort. Expected credit losses are assessed and loss allowances recognised if the credit quality of the financial asset has deteriorated significantly since initial recognition.

Reclassification: When and only when the business model is changed, the Company shall reclassify all affected financial assets prospectively from the reclassification date as subsequently measured at amortised cost, fair value through other comprehensive income, fair value through profit or loss without restating the previously recognised gains, losses or interest and in terms of the reclassification principles laid down in the Ind AS relating to Financial Instruments.

De-recognition: Financial assets are derecognised when the right to receive cash flows from the assets has expired, or has been transferred, and the Company has transferred substantially all of the risks and rewards of ownership. Concomitantly, if the asset is one that is measured at:


- (a) amortised cost, the gain or loss is recognised in the Statement of Profit and Loss;
- (b) fair value through other comprehensive income, the cumulative fair value adjustments previously taken to reserves are reclassified to the Statement of Profit and Loss unless the asset represents an equity investment in which case the cumulative fair value adjustments previously taken to reserves is reclassified within equity.

Income Recognition:

Interest income is recognised in the Statement of Profit and Loss using the effective interest method. Dividend income is recognised in the Statement of Profit and Loss when the right to receive dividend is established.

Financial Liabilities

Borrowings, trade payables and other financial liabilities are initially recognised at the value of the respective contractual obligations. They are subsequently measured at amortised cost. Any discount or premium on redemption / settlement is recognised in the Statement of Profit and Loss as finance cost over the life of the liability using the effective interest method and adjusted to the liability figure disclosed in the Balance Sheet. Financial liabilities are derecognised when the liability is extinguished, that is, when the contractual obligation is discharged, cancelled and on expiry.



Offsetting Financial Instruments

Financial assets and liabilities are offset and the net amount is included in the Balance Sheet where there is a legally enforceable right to offset the recognised amounts and there is an intention to settle on a net basis or realise the asset and settle the liability simultaneously.

Equity Instruments

Equity instruments are recognised at the value of the proceeds, net of direct costs of the capital issue.

Revenue

Revenue is measured at the fair value of the consideration received or receivable for goods supplied and services rendered, net of returns and discounts to customers. Revenue from the sale of goods includes duties which the Company pays as a principal but excludes amounts collected on behalf of third parties, such as goods and service tax.

Revenue from the sale of goods is recognised when significant risks and rewards of ownership/control have been transferred to the customer, which is mainly upon delivery, the amount of revenue can be measured reliably and recovery of the consideration is probable. Revenue from services is recognised in the periods in which the services are rendered.

Government Grant

The Company may receive government grants that require compliance with certain conditions related to the Company's operating activities or are provided to the Company by way of financial assistance on the basis of certain qualifying criteria.

Government grants are recognised when there is reasonable assurance that the grant will be received, and

the Company will comply with the conditions attached to the grant. Accordingly, government grants:

(a) related to or used for assets are included in the Balance Sheet as deferred income and recognised as income over the useful life of the assets.

(b) related to incurring specific expenditures are taken to the Statement of Profit and Loss on the same basis and in the same periods as the expenditures incurred.

(c) by way of financial assistance on the basis of certain qualifying criteria are recognised as they become receivable.

In the unlikely event that a grant previously recognised is ultimately not received, it is treated as a change in estimate and the amount cumulatively recognised is expensed in the Statement of Profit and Loss.

Employee Benefits

- i) Short-term Employee benefits Liabilities for wages and salaries including nonmonetary benefits that are expected to be settled wholly within twelve months after the end of the period in which the employees render the related service are classified as short term employee benefits and are recognized as an expense in the Statement of Profit and Loss as the related service is provided. A liability is recognised for the amount expected to be paid if the Company has a present legal or constructive obligation to pay this amount as a result of past service provided by the employee and the obligation can be estimated reliably.
- iii) Post-Employment Benefits Defined Contribution Plans

Payments made to a defined contribution plan such as Provident Fund maintained with Regional Provident Fund Office and Superannuation Fund are charged as an expense in the Statement of Profit and Loss as they fall due.

Defined Benefit Plans

Gratuity Fund

The Company has an obligation towards gratuity, a defined benefit retirement plan covering eligible employees. Gratuity is payable to all eligible employees on death or on separation/ termination in terms of the provisions of the payment of the Gratuity (Amendment) Act, 1997 or as per the Company's scheme whichever is more beneficial to the employees.

Provident Fund

The contributions to the Provident Fund of employees are made to a Government administered Provident Fund and there are no further obligations beyond making such contribution.

iv) Other Long Term Employee Benefits

The liabilities for earned leave and sick leave are not expected to be settled wholly within 12 months after the end of the period in which the employees render the related service. They are therefore measured as the present value of expected future payments to be made in respect of services provided by the employees upto the end of the reporting period using the projected unit credit method

Re-measurements are recognised in profit or loss in the period in which they arise. Actuarial gains and losses

in respect of such benefits are charged to Statement of Profit and Loss in the period in which they arise.



Leases

Leases are recognised as a finance lease whenever the terms of the lease transfer substantially all the risks and rewards of ownership to the lessee. All other leases are classified as operating leases.

Company as a Lessee

Assets used under finance leases are recognised as property, plant and equipment in the Balance Sheet for an amount that corresponds to the lower of fair value and the present value of minimum lease payments determined at the inception of the lease and a liability is recognised for an equivalent amount.

The minimum lease payments are apportioned between finance charges and reduction of the lease liability so as to achieve a constant rate of interest on the remaining balance of the liability. Finance charges are recognised in the Statement of Profit and Loss.

Rentals payable under operating leases are charged to the Statement of Profit and Loss on a straight-line basis over the term of the relevant lease unless the payments to the lessor are structured to increase in line with expected general inflation to compensate for the lessor's expected inflationary cost increases.

Company as a Lessor

Leases in which the Company does not transfer substantially all the risks and rewards of ownership of an asset are classified as operating leases. Where the Company is a lessor under an operating lease, the asset is capitalised within property, plant and equipment and depreciated over its useful economic life. Payments received under operating leases are recognised in the Statement of Profit and Loss on a straight-line basis over the term of the lease.

Taxes on Income

Taxes on income comprises of current taxes and deferred taxes. Current tax in the Statement of Profit and Loss is provided as the amount of tax payable in respect of taxable income for the period using tax rates and tax laws enacted during the period, together with any adjustment to tax payable in respect of previous years.

Deferred tax is recognised on temporary differences between the carrying amounts of assets and liabilities and the amounts used for taxation purposes (tax base), at the tax rates and tax laws enacted or substantively enacted by the end of the reporting period.

Deferred tax assets are recognised for the future tax consequences to the extent it is probable that future taxable profits will be available against which the deductible temporary differences can be utilised.

Income tax, in so far as it relates to items disclosed under other comprehensive income or equity, are disclosed separately under other comprehensive income or equity, as applicable.

Deferred tax assets and liabilities are offset when there is legally enforceable right to offset current tax assets and liabilities and when the deferred tax balances related to the same taxation authority. Current tax assets and tax liabilities are offset where the entity has a legally enforceable right to offset and intends either to settle on net basis, or to realize the asset and settle the liability simultaneously.

Claims

Claims against the Company not acknowledged as debts are disclosed after a careful evaluation of the facts and legal aspects of the matter involved.

Provisions

Provisions are recognised when, as a result of a past event, the Company has a legal or constructive obligation; it is probable that an outflow of resources will be required to settle the obligation; and the amount can be reliably estimated. The amount so recognised is a best estimate of the consideration required to settle the obligation at the reporting date, taking into account the risks and uncertainties surrounding the obligation. In an event when the time value of money is material, the provision is carried at the present value of the cash flows estimated to settle the obligation.

Financial and Management Information Systems


The Company's Accounting System is designed to comply with the relevant provisions of the Companies Act, 2013, to provide financial information appropriate to the businesses and facilitate Internal Control.

Use of estimates and judgements

The preparation of financial statements in conformity with generally accepted accounting principles requires management to make estimates and assumptions that affect the reported amounts of assets and liabilities and disclosure of contingent liabilities at the date of the financial statements and the results of operations during the reporting period end. Although these estimates are based upon management's best knowledge of current events and actions, actual results could differ from these estimates.

The estimates and underlying assumptions are reviewed on an ongoing basis. Revisions to accounting estimates are recognised in the period in which the estimate is revised if the revision affects only that period,

or in the period of the revision and future periods if the revision affects both current and future periods.



A. Judgements in applying accounting policies

The judgements, apart from those involving estimations (see note below), that the Company has made in the process of applying its accounting policies and that have a significant effect on the amounts recognised in these financial statements pertain to useful life of intangible assets. The Company is required to determine whether its intangible assets have indefinite or finite life which is a subject matter of judgement. Certain trademarks have been considered of having an indefinite useful life taking into account that there are no technical, technological or commercial risks of obsolescence or limitations under contract or law. Other trademarks have been amortized over their useful economic life. Refer notes to the financial statements.

B. Key sources of estimation uncertainty

The following are the key assumptions concerning the future, and other key sources of estimation uncertainty at the end of the reporting period that may have a significant risk of causing a material adjustment to the carrying amounts of assets and liabilities within the next financial year.

1. Useful lives of property, plant and equipment and intangible assets:

As described in the significant accounting policies, the Company reviews the estimated useful lives of property, plant and equipment and intangible assets at the end of each reporting period.

2. Fair value measurements and valuation processes:

Some of the Company's assets and liabilities are measured at fair value for financial reporting purposes. In estimating the fair value of an asset or a liability, the Company uses market-observable data to the extent it is available. Where Level 1 inputs are not available, the Company engages third party valuers, where required, to perform the valuation. Information about the valuation techniques and inputs used in determining the fair value of various assets, liabilities and share based payments are disclosed in the notes to the financial statements.

3. Actuarial Valuation:

The determination of Company's liability towards defined benefit obligation to employees is made through independent actuarial valuation including determination of amounts to be recognised in the Statement of Profit and Loss and in other comprehensive income. Such valuation depend upon assumptions determined after taking into account inflation, seniority, promotion and other relevant factors such as supply and demand factors in the employment market. Information about such valuation is provided in notes to the financial statements.

4. Claims, Provisions and Contingent Liabilities:

In the case of litigations where an outflow of funds is believed to be probable and a reliable estimate of the outcome of the dispute can be made based on management's assessment of specific circumstances of each dispute and relevant external advice, management provides for its best estimate of the liability. Such accruals are by nature complex and can take number of years to resolve and can involve estimation uncertainty. Information about such litigations is provided in notes to the financial statements.



SAH POLYMERS LIMITED

NOTE NO. - 3 PROPERTY, PLANT AND EQUIPMENT											Rs. in lakhs
Particulars	Lease Assets		Owned Assets							Total	
	Land -Leasehold	Building	Plant and Equipment	Furniture and fixtures	Vehicles	Office Equipments	DG Sets	Tubewell	Computer		
Year ended March,2020											
GROSS CARRYING AMOUNT											
Opening Gross Caring Amount	29.57	412.07	1,406.91	13.57	21.49	11.69	57.28	1.16	11.10	1,964.84	
Additions	-	-	75.66	0.33	0.57	7.25	-	-	0.93	84.74	
Disposals/Adjustment	-	-	-	-	-	-	-	-	-	-	
Closing Gross Carrying Amount	29.57	412.07	1,482.57	13.90	22.06	18.94	57.28	1.16	12.03	2,049.58	
ACCUMULATED DEPRECIATION											
Opening Accumulated Depreciation	-	121.24	510.20	10.26	21.34	8.98	21.92	0.39	8.41	702.74	
Depreciation charged during the year	-	13.83	54.35	0.60	0.07	1.61	2.51	0.03	1.98	74.98	
Disposals/Adjustments	-	-	-	-	-	-	-	-	-	-	
Closing Accumulated Depreciation	-	135.07	564.55	10.86	21.41	10.59	24.43	0.42	10.39	777.72	
Net Carrying Amount	29.57	277.00	918.02	3.04	0.65	8.35	32.85	0.74	1.64	1,271.86	
Year ended March,2019											
GROSS CARRYING AMOUNT											
Opening Gross Caring Amount	29.57	378.99	1,371.33	12.47	21.49	10.50	57.28	1.16	10.40	1,893.19	
Additions	-	33.08	73.62	1.10	-	1.19	-	-	0.70	109.69	
Disposals/Adjustment	-	-	38.04	-	-	-	-	-	-	38.04	
Closing Gross Carrying Amount	29.57	412.07	1,406.91	13.57	21.49	11.69	57.28	1.16	11.10	1,964.84	
ACCUMULATED DEPRECIATION											
Opening Accumulated Depreciation	-	108.51	473.65	9.26	21.28	8.00	19.41	0.35	6.44	646.90	
Depreciation charged during the year	-	12.73	50.69	1.00	0.06	0.98	2.51	0.04	1.97	69.98	
Disposals/Adjustments	-	-	14.14	-	-	-	-	-	-	14.14	
Closing Accumulated Depreciation	-	121.24	510.20	10.26	21.34	8.98	21.92	0.39	8.41	702.74	
Net Carrying Amount	29.57	290.83	896.71	3.31	0.15	2.71	35.36	0.77	2.69	1,262.10	

NOTE NO. - 3 INTANGIBLE ASSETS		Rs. in lakhs	
Particulars	Owned Assets		Total
	Software		
Year ended March,2020			
Opening Gross Caring Amount	4.28		4.28
Additions	2.56		2.56
Disposals/Adjustment	-		-
Closing Gross Carrying Amount	6.84		6.84
ACCUMULATED DEPRECIATION			
Opening Accumulated Depreciation	3.23		3.23
Depreciation charged during the year	1.52		1.52
Disposals/Adjustments	-		-
Closing Accumulated Depreciation	4.75		4.75
Net Carrying Amount	2.09		2.09
Year ended March,2019			
GROSS CARRYING AMOUNT			
Opening Gross Caring Amount	4.28		4.28
Additions	-		-
Disposals/Adjustment	-		-
Closing Gross Carrying Amount	4.28		4.28
ACCUMULATED DEPRECIATION			
Opening Accumulated Depreciation	2.03		2.03
Depreciation charged during the year	1.20		1.20
Disposals/Adjustments	-		-
Closing Accumulated Depreciation	3.23		3.23
Net Carrying Amount	1.05		1.05

NOTE NO. - 3 CAPITAL WORK		Rs. In lakhs	
Particulars	Owned Assets		Total
Year ended March,2020			
Opening Gross Caring Amount	-		-
Additions	-		-
Disposals/Adjustment	-		-
Closing Gross Carrying Amount	-		-
Year ended March,2019			
GROSS CARRYING AMOUNT			
Opening Gross Caring Amount	3.04		3.04
Additions	30.04		30.04
Disposals/Adjustment	33.08		33.08
Closing Gross Carrying Amount	-		-



Note 04

NON-CURRENT INVESTMENTS	As at 31.03.2020	As at 31.03.2019
Unquoted : Investment in Equity Instrument in Subsidiary (carried at cost) Sat E-Com Limited 500000(pr.yr.500000) Equity Shares of Rs.10.00 each fully paid up purchased @ Rs. 20/- per share	100.00	100.00
	100.00	100.00
(a) Aggregate of unquoted investments.	100.00	100.00

Note 5

OTHER NON- CURRENT FINANCIAL ASSETS	As at 31.03.2020	As at 31.03.2019
Bank deposit with more than 12 months maturity *	-	29.23
Other Financial Assets Security Deposits	52.82	48.88
	52.82	78.11

*under lien with UCO Bank against bank guarantee and includes Interest accrued Rs.0.00 (Rs.1.71)

Note 6

OTHER NON-CURRENT ASSETS	As at 31.03.2020	As at 31.03.2019
Capital Advances	6.72	3.53
Advances other than capital advances :		
Security Deposit -With Statutory Authorities	2.17	2.17
Other advances :		
-Others	0.21	0.21
	9.10	5.91

Note 7

INVENTORIES	As at 31.03.2020	As at 31.03.2019
At lower of cost and net realisable value		
Raw material	133.30	133.91
Work-in -progress	313.78	348.68
Finished Goods	79.79	50.50
Stores and Spares	29.28	38.01
Printing Ink	3.32	7.02
Wastage	1.29	0.73
	560.76	578.85

Note 8

TRADE RECEIVABLE	As at 31.03.2020	As at 31.03.2019
(a) Trade Receivables considered good- secured	-	-
(b) Trade Receivables considered good- unsecured	900.01	874.10
(c) Trade Receivables which have significant increase in Credit	-	-
(d) Trade Receivables -Credit impaired	-	-
Less: Allowance for doubtful receivables	900.01	874.10
	-	-
	900.01	874.10



Note 9		As at 31.03.2020	As at 31.03.2019
CASH AND CASH EQUIVALENTS			
(a) Balances with banks		42.14	79.24
On Current Account		-	15.00
(b) Cheque in Hand		8.06	4.00
(c) Cash on hand		50.20	98.24

Note 10		As at 31.03.2020	As at 31.03.2019
OTHER BANK BALANCES			
Earmarked balances		65.63	33.34
In deposits account *		65.63	33.34

Deposit with more than 3 months and remaining maturity period less than 12 months from the date of the balance sheet.
The fixed deposits include deposits under lien against bank guarantees 32.731AKHS (Rs.30 Lakhs) included interest Rs. 1.71 (1.88)& 25 Lakh including interest Rs. 1.77Lakhs

Note 11		As at 31.03.2020	As at 31.03.2019
LOANS (CURRENT)			
(a) Loan Receivables considered good- secured		-	-
(b) Loan Receivables considered good- unsecured		82.00	-
(c) Loan Receivables which have significant increase in credit risk		-	-
(d) Trade Receivables- credit impaired		-	-
		82.00	-

About related parties -note no. 35

Note 12		As at 31.03.2020	As at 31.03.2019
OTHER CURRENT ASSETS			
Advances other than capital advances :			
Other advances :			
-advance against expenses		3.25	2.41
-Statutory authorities		-	-
-employees advances		2.94	5.47
-pre-paid expenses		9.38	12.63
GST TDS Receivable		-	0.19
Other receivables :		528.97	626.21
-Export ,discount and accrued benefit etc.			
		544.54	646.91

Note 13		As at 31.03.2019	As at 31.03.2019
SHARE CAPITAL :			
Authorised :			
16000000 (pr.yr. 1,60,00,000) Equity Shares of Rs.10/- each		1,600.00	1,600.00
(pr.yr.Rs. 10/-)		1,600.00	1,600.00
Issued, subscribed and fully paid			
15596000(pr.yr. 15596000) Equity Shares of Rs.10/- each		1,559.60	1,559.60
(pr.yr.Rs.10/-)each fully paid up		1,559.60	1,559.60

Reconciliation of number of shares :		As at 31.03.2020	As at 31.03.2019
Face value per share (Rs.)		10	10
Number of Equity Shares outstanding at the beginning of the reporting period		15,596,000	15,596,000
No. of Equity Shares issued during the year		-	-
Less : Deduction during the year		15,596,000	15,596,000
Number of Equity Shares outstanding at the end of the reporting period		-	-



SAH POLYMERS LIMITED

Note :- 14

Statement of Changes in equity

Equity Share Capital			Rs. in lakhs
	Balance at the beginning of the reporting period	Changes in equity share capital during the year	Balance at the end of the reporting period
For the year ended on 31/03/2019	1559.60	0.00	1559.60
For the year ended on 31/03/2020	1559.60	0.00	1559.60

Other equity

	Reserves and Surplus			Total
	Securities premium	General Reserve	Retained earnings	
Balance at the beginning of the reporting period - 01/04/2018	280.00	79.75	(58.88)	300.87
Profit for the year	-	-	37.18	37.18
Issue of Equity Share	-	-	-	-
Balance at the end of the reporting period - 31/03/2019	280.00	79.75	(21.70)	338.05
Profit for the year	-	-	29.74	29.74
Balance at the end of the reporting period - 31/03/2020	280.00	79.75	8.04	367.79

for and on behalf of
AJAY PALIWAL & CO.,
Chartered Accountants
FRN : 012345C



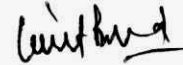
AJAY PALIWAL
Proprietor
M.No. 403290
Udaipur. June 18 ,2020



ASAD DAUD
Managing Director
DIN:-02491539




HAKIM S.TIDIWALA
Wholetime Director
DIN :- 00119156



LALIT KUMAR BOLIA
Chief Financial Officer



DEBANSHU DEB
Company Secretary
M. No. 50778



Name of the shareholders holding more than 5% shares in the company	As at 31.03.2020			As at 31.03.2019	
	Name of shareholder	Class	No. of shares	%	No. of shares
Sat Industries Limited and nominees	Equity	14316000	91.79	14316000	91.79
Sat Invest Private Limited	Equity	1280000	8.21	1280000	8.21

Aggregate of number of bonus shares allotted during the period of five years immediately preceding March,31

Equity Share allotted as fully paid up by way of bonus shares

Shares held by holding Company	As at 31.03.2020			As at 31.03.2019	
	Name of holding Company	Class	No. of shares	% Holding	No. of shares
Sat Industries Limited and nominees	Equity	14316000	91.79	14316000	91.79

The Company has only one class of shares referred to as the equity shares having face value of Rs. 10/- each. Each holder of equity share is entitled to one vote per share. The holders of equity shares are entitled to dividends, if any, proposed by the Board of Directors and approved by the Shareholders at the Annual General Meeting.

The Company has not allotted any shares pursuant to contract without payment being received in cash.

There are no call unpaid on equity shares.

No shares have been reserved for issue on option.

No equity shares have been forfeited.

Note 14

OTHER EQUITY

Particulars	As at 31.03.2020	As at 31.03.2019
1. SECURITIES PREMIUM		
As per the last year accounts	280.00	280.00
Add: Addition during the year	-	-
	280.00	280.00
3. GENERAL RESERVE		
As per the last year accounts	79.75	79.75
5. RETAINED EARNINGS		
As per the last year accounts	(21.70)	(58.88)
Add: Surplus for the year	29.74	37.18
	8.04	(21.70)
TOTAL	367.79	338.05

1. Share Premium :

The amount received in excess of face value of the equity shares is recognised in Securities Premium Reserve. The reserve is utilised in accordance with the provisions of the Act.

2. General Reserve


This includes the amount received from the Government under an incentive scheme for capital expansion and on the expiry of requisite period, the amount was transferred to it.

3) Retained Earnings:

This Reserve represents the cumulative profits of the Company and effects of re-measurement of defined benefit obligations. This Reserve can be utilized in accordance with the provisions of the Companies Act, 2013.

Note 15

BORROWINGS -NON CURRENT :	As at 31.03.2020		As at 31.03.2019	
SECURED :				
(a) Term Loans:				
from banks :				
UCO Bank :			62.50	-
Term Loan -II	-	-	62.50	-
	-	-	62.50	-



Note 16

DEFERRED TAX LIABILITIES (NET)	As at 31.03.2020	As at 31.03.2019
Particulars		
Deferred tax liability	121.17	97.86
Depreciation-Provision	13.80	23.90
Deferred tax assets	-	-
Leave encashment & gratuity (provisions), unabsorbed losses etc.	0.21	0.59
Net amount charged to Statement of Profit and Loss	134.76	121.17
Deferred tax liabilities(net)	134.76	121.17

Note 17

BORROWINGS -CURRENT :	As at 31.03.2020	As at 31.03.2019
SECURED :		
Repayable on demand		
from banks :		
UCO Bank :		
Cash Credit facilities from UCO Bank *	592.12	649.92
	592.12	649.92
UNSECURED :		
Repayable on demand		
From Bank		
Deutsche Bank (b)	226.21	221.02
Yes Bank (c)	-	156.72
Others		
Tata Capital Financial Services Limited (d)	219.05	100.48
	445.26	478.22
	1,037.38	1,128.14


- (a) Borrowings from UCO Bank is secured against equitable mortgage of land and building of the Company situated at E-260-261, Mewar Industrial Area, Madri, Udaipur-313003 and by way of first charge on all current assets such as raw material, finished goods, work-in progress, stores and spares, book debts, and packing materials etc. It is also secured by way of personal guarantees of Mr. Hakim S Tidiwala and Mr. Asad Daud, Directors of the Company. Rate of interest as on 31.03.2020 is 10.80 % per annum.
- (b) Guaranteed by Mr. Asad Daud, Managing Director and Mr. Hakim S Tidiwala, Wholetime Director. Rate of interest as on 31/03/2020 is LIBOR+350 bps.
- (c) Guaranteed by Mr. Asad Daud, Managing Director and Mr. Hakim S Tidiwala, Wholetime Director of the Company. Rate of interest as on 31.03.2020 is 11.50% per annum.
- (d) There is no continuing default in the payment of interest.

Note 18

TRADE PAYABLES	As at 31.03.2020	As at 31.03.2019
Total outstanding dues of micro enterprises and small enterprises	-	-
Total outstanding dues of creditors other than micro enterprises and small	448.13	397.07
	448.13	397.07

There are no Micro, Small and Medium Enterprises, to whom the Company owes dues (principal and/or interest), which are outstanding for more than 45 days as at the balance sheet date. During the year, there have been no payments made to Micro, Small and Medium Enterprises beyond 45 days. There were no amounts on account of interest due that were payable for the period where the principal has been paid but interest under the MSMED Act, 2006 not paid. Further, there were no amounts towards interest accrued that were remaining unpaid at the end of accounting year. Accordingly, there were no amounts due to further interest due and payable in the succeeding years.

The above information regarding Micro, Small and Medium Enterprises has been determined to the extent such parties have been identified on the basis of information available with the Company.



Note 19

<u>OTHER CURRENT FINANCIAL LIABILITIES</u>	As at 31.03.2020	As at 31.03.2019
Current maturity of long term debt *	-	62.50
	-	62.50

*for security and other terms , refer to note no. 15

Note 20

<u>OTHER CURENT LIABILITIES</u>	As at 31.03.2020	As at 31.03.2019
Statutory Liabilities	33.88	40.49
Advance received from customers	50.57	13.60
Others :		
.- Other payables	1.11	4.06
	85.56	58.15

Note 21

<u>PROVISIONS</u>	As at 31.03.2020	As at 31.03.2019
Provisions for Employee Benefits	5.35	4.56
	5.35	4.56

Note 22

<u>CURRENT TAX LIABILITIES</u>	As at 31.03.2020	As at 31.03.2019
Current tax (net of advance tax)	0.44	9.37
	0.44	9.37

Note 23


<u>REVENUE FROM OPERATIONS</u>	For the year ended 31.03.2020	For the year ended 31.03.2019
(a) Sales of products	4,654.84	4,328.90
(b) Other Operating Revenue :	328.20	220.33
	4,983.04	4,549.23

Note 24

<u>OTHER INCOME</u>	For the year ended 31.03.2020	For the year ended 31.03.2019
(a) Rent	0.60	0.56
(b) Interest on fixed deposit on amortised cost	4.23	3.98
(c) Miscellaneous income	3.09	7.40
	7.92	11.94

Note 25

<u>COST OF MATERIAL CONSUMED</u>	For the year ended 31.03.2020	For the year ended 31.03.2019
Opening Stock	133.91	103.55
Add: Purchases	3,153.02	2,991.64
	3,286.93	3,095.19
Less: Closing Stock	133.30	133.91
	3,153.63	2,961.28



Note 26

PURCHASES OF STOCK -IN TRADE	For the year ended 31.03.2020	For the year ended 31.03.2019
Traded goods	183.70	7.54
	183.70	7.54

Note 27

CHANGES IN INVENTORIES	For the year ended 31.03.2020	For the year ended 31.03.2019
Opening Stock :		
Finished Goods	51.23	134.72
Work-in-progress	348.68	502.76
	399.91	637.48
Less :Closing Stock :		
Finished Goods	81.08	51.23
Work-in-progress	313.78	348.68
	394.86	399.91
	5.05	237.57

Note 28

EMPLOYEE BENEFITS	For the year ended 31.03.2020	For the year ended 31.03.2019
(i) Salaries, wages and bonus	198.49	187.62
(ii) Contribution to provident and other funds	11.32	10.61
(iii) Gratuity	1.87	3.76
(vi) Staff welfare expenses	4.18	3.31
	215.86	205.30

Note 29

FINANCE COSTS	For the year ended 31.03.2020	For the year ended 31.03.2019
(a) Interest on borrowings	110.41	98.92
(b) Interest of Income Tax	0.95	0.31
(c) Foreign exchange fluctuation on credit facility	19.50	-
(d) Other borrowing costs - Processing Charges	2.50	5.03
	133.36	104.26



Note 30

OTHER EXPENSES	For the year ended 31.03.2020	For the year ended 31.03.2019
Advertise and publicity	0.83	1.35
Bad Debts	45.78	-
Bag Printing Expenses	19.35	11.73
Bag Stitching Expenses	107.47	60.27
Bank Commission and charges	25.17	21.39
Books & Periodicals	1.12	0.40
Brokerage and commission charges	0.23	-
Carriage Outward	24.02	22.92
Charity and Donations	-	0.03
Commission on sales	81.12	39.45
Consultancy	22.83	-
Consumption of stores and spare parts	75.00	84.11
Diwali Expenses (Festival)	2.90	0.32
Domain Name Registration	0.95	0.03
Early Payment incentive expenses	2.85	7.16
Economic Rent & Service Charges	0.79	0.71
Electric & Power	321.94	285.48
Export Freight , Insurance & other Expenses	151.92	148.79
Fabric Weaving Expenses	93.39	86.17
Fees & Taxes	0.22	0.87
Fuel & Lubricant	18.98	13.23
Godwon Rent	5.81	2.10
Inspection Charges of bags	0.02	0.03
Insurance Charges	9.45	7.18
Inter unit transit expenses	0.24	-
ISI Registration Expenses	-	-
Job charges	9.93	-
Legal & Professional Exp.	5.79	6.45
Loss on sale of property, plant & equipment	-	14.51
Miscellaneous Expenses	2.26	0.94
Packing Materials	18.14	14.65
Payment to Auditors:		
(i) as Audit Fee	0.23	0.23
(ii) for reimbursement of expenses	0.03	0.02
Postage & Telegram	3.55	4.48
Printing Ink	38.23	30.79
Rating Charges	0.35	0.26
Rebate, Claim & Discounts	10.75	2.18
Repairs & Maintenance (Others)	43.38	18.77
Sales Promotion Exp.	1.38	2.14
Sales Tax Demand	-	0.10
Software Consultancy	0.12	0.34
Software Expenses	0.80	-
Sorting and counting charges	11.24	-
Staff training expenses	0.20	-
Stationery & Printing	1.63	1.05
Subscription & Membership	0.86	0.37
Swachh Bharat Cess	-	-
Telephone and Mobile	2.39	3.02
Trade Mark registration expenses	0.18	-
Travelling Expenses	2.91	2.68
Vehicle Running & Maintenance Expenses.	1.71	0.79
Warehouse Management charges (Jaipur)	1.67	-
Water Expenses	1.24	1.57
	1,171.35	899.06



Note 31

Additional Information	For the year ended 31.03.2020	For the year ended 31.03.2019
(i) Depreciation and Amortisation :		
(a) Depreciation expense	74.98	69.98
(b) Amortization expense	1.52	1.20
	76.50	71.18
(ii) Payment to Auditors:		
(a) as Statutory Auditor	0.23	0.23
(b) Reimbursement of expenses	0.03	0.02
	0.26	0.25

Note 32**Earnings per share**

	2019-2020	2018-2019
Earning per share has been computed as under		
(a) Profit for the year	29.74	37.18
(b) Weighted average number of Ordinary shares outstanding for the purpose of basic earnings per share	15596000	15596000
(c) Effect of potential Equity shares on conversion of outstanding share warrants	0	0
(d) Weighted average number of equity shares in computing diluted earnings per share	15596000	15596000
[(b) + (c)]		
(e) Earnings per share on profit for the year (Face Value Rs. 10.00 per share) -		
-Basic (a/b)	0.191	0.238
-Diluted (a/d)	0.191	0.238

Note 33**Contingent liabilities and commitments :****(a) Contingent liabilities**

Rs. in lakhs

	31st March, 2020	31st March, 2019
Claims against excise duty and other matters		
(i) Excise Duty Matters	2.32	2.32
(ii) Income tax Matters *	1.61	1.61
Total	3.93	3.93


*Net of deposit

It is not practicable for the Company to estimate the closure of these issues and the consequential timings of cash flows, if any, in respect of the above.

GUARANTEES	31st March, 2020	31st March, 2019
i) Guarantees issued by banks secured by bank deposits under lien with the bank Rs.58.64 Lakhs	407.65	407.65
(b) Commitments		
• Estimated amount of contracts remaining to be executed on capital accounts and not provided for	30.15	-

Note 34**Financial Instruments and Related Disclosures :****1. Capital Management**

The Company's financial strategy aims to support its strategic priorities and provide adequate capital to its businesses for growth and creation of sustainable stakeholder value. The Company funds its operations through internal accruals, borrowings etc. The Company aims at maintaining a strong capital base largely towards supporting the future growth of its businesses as a going concern.



2. Categories of financial Instruments

Particulars	Note	As at 31st March,2020		As at 31st March,2019	
		Carrying Value	Fair Value	Carrying Value	Fair Value
A					
Financial assets					
a) Measured at amortised cost					
i) Cash and cash equivalent	9	50.20	50.20	98.24	98.24
ii) Other Bank balance	10	65.63	65.63	33.34	33.34
v) Trade receivables	8	900.01	900.01	874.10	874.10
vi) Other financial assets	6	52.82	52.82	78.11	78.11
Total Financial assets		1068.66	1068.66	1083.79	1083.79
B					
Financial Liabilities					
a) Measured at amortised cost					
i) Cash Credit facilities	17	1,037.38	1,037.38	1,128.14	1128.14
ii) Term loans- Non current	15	-	-	-	-
iii) Trade payables	18	448.13	448.13	397.07	397.07
iv) Other financial liabilities	19	-	-	62.50	62.50
Total financial liabilities		1485.51	1485.51	1587.71	1587.71

3 : FINANCIAL RISK MANAGEMENT

The activities of the Company exposes it to a number of financial risks namely market risk, credit risk and liquidity risk. The Company seeks to minimize the potential impact of unpredictability of the financial markets on its financial performance. The Company does regularly monitor ,analyze and manage the risks faced by the Company and to set and monitor appropriate risk limits and controls for mitigation of the risks.

A. MANAGEMENT OF MARKET RISK:

Market risk is the risk that the fair value or future cash flows of a financial instrument will fluctuate because of changes in market prices. Market risk comprises of three types of risks: interest rate risk, price risk and currency rate risk. Financial instruments affected by market risk includes borrowings and investments . The Company has international trade operations and is exposed to a variety of market risks, including currency and interest rate risks.

(i) Management of interest rate risk:

Interest rate risk is the risk that the fair value or future cash flows of a financial instrument will fluctuate because of changes in market interest rates. The Company does not have any exposure to interest rate risks since its borrowings and investments are all in fixed rate instruments.

(ii) Management of price risk:

The Company has no surplus for investment in debt mutual funds, deposits etc. The Company does make deposit with the banks to provide security/margin against guarantee given by the banks. Deposit is made in fixed rate instrument. In view of this it is not susceptible to market price risk, arising from changes in interest rates or market yields which may impact the return and value of the investments.

(iii) Management of currency risk:

Currency risk is the risk that the fair value or future cash flows of a financial instrument will fluctuate because of changes in foreign exchange rates. The Company has foreign currency trade receivables and is therefore exposed to foreign exchange risk. The Company mitigates the foreign exchange risk by setting appropriate exposure limits, periodic monitoring of the exposures etc.. The exchange rates have been volatile in the recent years and may continue to be volatile in the future. Hence the operating results and financials of the Company may be impacted due to volatility of the rupee against foreign currencies.

Exposure to currency risk(The Company has exposure only in USD/EURO converted to functional currency i.e.INR)

The currency profile of financial assets and financial liabilities as at March 31, 2020 and March 31, 2019, are as below:

Financial assets	Exposure currency	Rs. In Lakhs	
		As at 31.03.2020	As at 31.03.2019
Trade receivables	USD	519.12	521.33
	EURO	77.94	66.14
Trade payable	USD	11.34	10.45
	EURO	1.14	0
		584.58	577.02

Sensitivity analysis

A reasonably possible 5% strengthening (weakening) of the Indian Rupee against USD/EURO at March 31 would have affected the measurement of financial instruments denominated in USD/EURO and affected profit or loss by the amounts shown below. This analysis assumes that all other variables, in particular interest rates, remain constant and ignores any impact of forecast sales and purchases.



Rs.in lakhs

	As at	Strengthenin g	Weakening
Profit/(Loss)	31.03.2019	28.85	28.85
	31.03.2020	29.23	29.23

B. MANAGEMENT OF CREDIT RISK:

Credit risk refers to the risk of default on its obligations by a counterparty to the Company resulting in a financial loss to the Company. The Company is exposed to credit risk from its operating activities (trade receivables) and foreign exchange transactions and financial instruments.

Credit risk from trade receivables is managed through the Company's policies, procedures and controls relating to customer credit risk management by establishing credit limits, credit approvals and monitoring creditworthiness of the customers to which the Company extends credit in the normal course of business. Outstanding customer receivables are regularly monitored. The Company has no concentration of credit risk as the customer base is widely distributed.

The Company's historical experience of collecting receivables and the level of default indicate that credit risk is low and generally uniform across markets; consequently, trade receivables are considered to be a single class of financial assets. All overdue customer balances are evaluated taking into account the age of the dues, specific credit circumstances, the track

C. MANAGEMENT OF LIQUIDITY RISK:

Liquidity risk is the risk that the Company may not be able to meet its present and future cash obligations without incurring unacceptable losses. The Company's objective is to maintain at all times, optimum levels of liquidity to meet its obligations. The Company closely monitors its liquidity position and has a cash management system. The Company maintains adequate sources of financing including debt and overdraft from domestic and international banks and financial markets at optimized cost.

The Company's Current assets aggregate to Rs.2203.14 lakhs(2019 – Rs. 2231.44 Lakhs) including Cash and cash equivalents and Other bank balances of Rs.115.83 lakhs(2019 – Rs. 131.58 lakhs) against an aggregate Current liability of Rs. 1576.86 lakhs(2019 – Rs. 1659.79 Lakhs); Non-current liabilities due between one year to three years amounting to NIL (2019 – NIL) and Non-current liability due after three years amounting to NIL(2019 – NIL) on the reporting date. Further, while the Company's total equity stands at Rs. 1927.39 lakhs(2019 – Rs. 1897.65 lakhs), it has non-current borrowings of Rs. .NIL. lakhs(2019 – Rs. NILlakhs). In such circumstances, liquidity risk or the risk that the Company may not be able to settle or meet its obligations as they become due does not exist.

D. Fair value measurement

Fair value hierarchy

Fair value of the financial instruments is classified in various fair value hierarchies based on the following three levels:

Level 1: Quoted prices (unadjusted) in active market for identical assets or liabilities.

Level 2: Inputs other than quoted price included within level 1 that are observable for the asset or liability, either directly (i.e. as prices) or indirectly (i.e. derived from prices).

The fair value of financial instruments that are not traded in an active market is determined using market approach and valuation techniques which maximize the use of observable market data and rely as little as possible on entity-specific estimates. If significant inputs required to fair value an instrument are observable, the instrument is included in Level 2.

Level 3: Inputs for the assets or liabilities that are not based on observable market data (unobservable inputs).

If one or more of the significant inputs is not based on observable market data, the fair value is determined using generally accepted pricing models based on a discounted cash flow analysis, with the most significant inputs being the discount rate that reflects the credit risk of counterparty.

The fair value of trade receivables, trade payables and other Current financial assets and liabilities is considered to be equal to the carrying amounts of these items due to their short-term nature. Where such items are Non-current in nature, the same has been classified as Level 3 and fair value determined using discounted cash flow basis. Similarly, unquoted equity instruments where most recent information to measure fair value is insufficient, or if there is a wide range of possible fair value measurements, cost has been considered as the best estimate of fair value.

There has been no change in the valuation methodology for Level 3 inputs during the year. The Company has not classified any material financial instruments under Level 3 of the fair value hierarchy. There were no transfers between Level 1 and Level 2 during the year.

The following table presents the fair value hierarchy of assets and liabilities measured at fair value on a recurring basis:



Particulars	Fair value hierarchy	As at 31st March,2020		As at 31st March,2019	
		Fair Value		Fair Value	
A Financial assets					
a) Measured at amortised cost					
i) Cash and cash equivalent	L2	50.20		98.24	
ii) Other Bank balance	L2	65.63		33.34	
v) Trade receivables	L2	900.01		874.10	
vi) Other financial assets	L2	52.82		78.11	
Total Financial assets		1068.66		1083.79	
b) Financial Liabilities					
a) Measured at amortised cost					
i) Cash Credit facilities	L2	1037.38		1128.14	
ii) Term loans	L2	0.00		0.00	
iii) Trade payables	L2	448.13		397.07	
iv) Other financial liabilities	L2	0.00		62.50	
Total financial liabilities		1485.51		1587.71	

Note 35

Disclosures in respect of related parties pursuant to Ind AS 24

(i) Holding Company

01) Sat Industries Limited

(ii) Subsidiary :

01) Sat E-com Limited

(iii) Fellow Subsidiary :

Italica Furniture Private Limited

(iv) Key Managerial Persons

01) Mr. Asad Daud , Managing Director

02) Mr. Hakim S Tidiwala, Wholetime Director


03) Mr. Lalit Kumar Bolia, Chief Financial Officer

04) Mr. Debanshu Deb, Company Secretary

Rs.in lakhs

During the year following transactions were carried out with the related parties in the ordinary course of business at arm's length price

Name of related party	Nature of relation	2019-20	2018-19	Nature of transaction
Pil Italica Life style Limited	Controlled by Director's Father	70.00	-	Loan Taken
		70.00	-	Loan Repayment
		15.00	50.00	Loan Given
		15.00	50.00	Loan Received Back
		0.15	0.38	Interest recd
		0.68	-	Lease Rent received
		17.53	23.74	Sales
		109.60	60.75	Purchases
Italica Furniture Private limited	Fellow Subsidiary	0.28	0.28	Rent Received
		27.00	-	Loan Given
		1.43	-	Interest Received
Asad Daud	Managing Director	50.00	30.00	Loan Taken
		50.00	30.00	Loan Repayment
		0.53	2.18	Interest Paid
Sat Industries Limited	Holding Company	20.00	183.05	Loan Taken
		20.00	183.05	Loan Repayment
		0.15	1.48	Interest Paid
		100.50	10.00	Loan Given
		75.50	10.00	Loan Received Back
		0.28	0.28	Rent Received
		0.65	0.27	Interest Received
		-	-	
Park Contintental Private Limited	Director and Director's relative are member	30.00	7.00	Loan Given
		-	7.00	Loan Received back
		0.79	-	Interest received
Remuneration	Key Management	33.74	41.92	Remuneration



Closing balances		
Name	31.03.2020	31.03.2019
Pil Italica Life style Limited	1.53 DR	0
Sat Industries Limited	25.34 DR	0
Park Continental Private Limited	30.31 DR	0
Italica Furniture Private Limited	27.00 DR	0
Closing balances in the case of other parties is NIL		

No amount in respect of the related parties have been written off/back are provided for during the year. Related party relationship has been identified by the Management and relied upon by the auditors.

Note 36

EMPLOYEE BENEFITS

a) DEFINED CONTRIBUTION PLAN

Provident Fund:

The contributions to the Provident Fund of employees are made to a Government administered Provident Fund and there are no further obligations beyond making such contribution.

b) DEFINED BENEFIT PLAN

Gratuity:

The Company participates in the Employees' Group Gratuity-Scheme of Life Insurance Corporation Limited, a funded defined benefit plan for qualifying employees. Gratuity is payable to all eligible employees on death or on separation / termination in terms of the provisions of the Payment of Gratuity (Amendment) Act, 1997, or as per the Company's scheme whichever is more beneficial to the employees.

The liability for the Defined Benefit Plan is provided on the basis of a valuation, using the Projected Unit Credit Method, as at the Balance Sheet date, carried out by an independent actuary.

Provident Fund:

The Company makes Provident Fund contribution to the Government administered Provident fund. The Company has no part to play in this respect.

c) Amounts Recognised as Expense:

i) Defined Contribution Plan

Employer's Contribution to Provident Fund including contribution to Family Pension Fund amounting to Rs10.88 Lakhs

(previous year Rs. 10.61 Lakhs) has been included under Contribution to Provident and Other Funds.

ii) Defined Benefit Plan

Gratuity cost amounting to Rs.1.87 Lakhs (previous year Rs.3.76 Lakhs) has been included in Note 28 under Contribution to Provident and Other Funds.

Note 37

TAX RECONCILIATIONS


Rs. in lakhs

	Year ended March 31,2020		Year ended March 31,2019
Tax expenses recognised in the Statement of Profit and Loss			
Current Tax :			
Current tax on profits for the year	8.18		14.49
Deferred tax (Net)	13.59		23.31
Total income tax expenses	21.77		37.80

Reconciliation of tax expenses and the accounting profit

The reconciliation between estimated income tax at statutory income tax rate into income tax expenses reported in Statement of Profit and Loss is given below :

	Year ended March 31,2020		Year ended March 31,2019
Profit before income tax	51.51		74.98
Indian statutory income tax rate	26%		26%
Expected income tax expenses	13.39		19.49
Tax effect of adjustment to reconcile expected income tax Expenses to reported Income tax Expenses			
Tax impact of income not subject to tax	-		-
Tax effects of amounts which are not deductible for taxable income	-		-
Additional tax paid on book profits	8.18		14.49
Others	(13.39)		(19.49)
	(5.21)		(5.00)
	-		-
Total income tax expenses	8.18		14.49



Deferred Tax (Liabilities)

	Year ended March 31,2020	Year ended March 31,2019
Property Plant and Equipment	6.86	5.05
Others	6.94	18.85
Total deferred tax liabilities	13.80	23.90

Deferred Tax Assets

	Year ended March 31,2020	Year ended March 31,2019
Provisions		
Others	0.21	0.59
Total deferred tax Assets	0.21	0.59

Net Deferred tax (Liabilities)/Assets

13.59

23.31

Movement in Deferred tax Liabilities /Assets


	Property, plant and equipme nt	Other deferred tax liability	Provisions	Other Deferred Tax Assets	Deferred Tax Liabilities/Asset (Net)
As at 31st March, 2018	113.88	-	8.21	23.01	97.86
(Charged)/Credited to profit and Loss account	5.05	18.85	0	0.59	23.31
As at 31st March, 2019	118.93	18.85	8.21	23.6	121.17
(Charged)/Credited to profit and Loss account	6.86	6.94	0	0.21	13.59
As at 31st March, 2020	125.79	25.79	8.21	23.81	134.76

The company offsets tax assets and liabilities if and only if it has a legally enforceable right to set off current tax assets and current tax liabilities and the deferred tax assets and deferred tax liabilities relate to income taxes levied by the same tax authority.

Significant management judgment is required in determining provision for income tax, deferred income tax assets and liabilities and recoverability of deferred income tax assets. The recoverability of deferred income tax assets is based on estimates of taxable income in which the relevant entity operates and the period over which deferred income tax assets will be recovered.

During the year, the Company has not accounted for tax credits in respect of Minimum Alternative Tax (MAT credit) of Rs. 8.18 lakhs (March 31,2019- Rs. 14.49 lakhs). The Company is reasonably not certain availing the said MAT Credit in future years against the normal tax expected to be paid in those years and accordingly has not recognised a deferred tax asset for the same.

Tax Credits carried forward	As at March 31,2020	Expiry date	As at March 31,2019	Expiry date
2012-13	11.51	31.03.2028	11.51	31.03.2028
2013-14	6.00	31.03.2029	6.00	31.03.2029
2014-15	3.26	31.03.2030	3.26	31.03.2030
2017-18	4.80	31.03.2033	4.80	31.03.2033
2018-19	14.49	31.03.2034	14.49	31.03.2034
2019-20	8.18	31.03.2035		



Note 38

There are no Micro, Small and Medium Enterprises, to whom the Company owes dues (principal and/or interest), which are outstanding for more than 45 days as at the balance sheet date. During the year, there have been no payments made to Micro, Small and Medium Enterprises beyond 45 days. There were no amounts on account of interest due that were payable for the period where the principal has been paid but interest under the MSMED Act, 2006 not paid. Further, there were no amounts towards interest accrued that were remaining unpaid at the end of accounting year. Accordingly, there were no amounts due to further interest due and payable in the succeeding years.

The above information regarding Micro, Small and Medium Enterprises has been determined to the extent such parties have been identified on the basis of information available with the Company.

Information relating to the Micro, Small and Medium Enterprises	As at 31.03.2020	As at 31.03.2019
(a) The principal amount and the interest due thereon remaining unpaid to any supplier at the end of each accounting year; (i) Principal amount (ii) Interest	-	-
(b) The amount of interest paid by the buyer in terms of section 16 of the Micro, Small and Medium Enterprises Development Act, 2006 (27 of 2006), along with the amount of the payment made to the supplier beyond the appointed day during each accounting year.	-	-
(c) The amount of interest due and payable for the period of delay in making payment (which has been paid but beyond the appointed day during the year) but without adding the interest specified under the Micro, Small and Medium Enterprises Development Act, 2006;	-	-
(d) The amount of interest accrued and remaining unpaid at the end of each accounting year; and	-	-
(e) The amount of further interest remaining due and payable even in the succeeding years, until such date when the interest dues above are actually paid to the small enterprise, for the purpose of disallowance of a deductible expenditure under section 23 of the Micro, Small and Medium Enterprises Development Act, 2006.	-	-

Note 39**SEGMENT INFORMATION**

Information about operating segment as per Ind As 102 "Operating segment" are as under:

Particulars	Rs. in lakhs	
	Year ended 31.03.2020	Year ended 31.03.2019
Segment Revenue		
Flexible goods	4,983.04	4,549.23
Total	4,983.04	4,549.23
Other Income	7.92	11.94
Total Revenue	4,990.96	4,561.17
Segment results		
Flexible goods	43.59	63.04
Total Segment Results	43.59	63.04
Other Income	7.92	11.94
Profit before tax	51.51	74.98
Provision for tax		
Income Tax	8.18	14.49
Deferred Tax	13.59	23.31
Profit after tax	29.74	37.18
Segment Assets		
Flexible goods	3,639.01	3,678.61
Total	3,639.01	3,678.61
Segment Liabilities		
Flexible goods	1,711.62	1,780.96
Total	1,711.62	1,780.96
Capital Employed	1,927.39	1,897.65
Capital Expenditure		
Flexible goods	87.30	109.69
Total	-	-
Depreciation and amortization		
Flexible goods	76.50	71.18
Total	76.50	71.18

GEOGRAPHICAL INFORMATION

Non Current Assets – Within India	1,435.87	1,447.17
– Outside India	-	-
Revenue from external customers – Within India	2,162.96	1,932.44
– Outside India	2,491.88	2,396.46

Rs. in lakhs

2019

2019

1,435.87

1,447.17

-


-

2,162.96

1,932.44

2,491.88

2,396.46



Note 40

The Company has elected not apply the Indian Accounting Standard (Ind AS) 116- Leases to account for those leases where underlying assets is of low value.

Note 41

Balances of banks, sundry debtors and trade payables , current liabilities etc. as on 31.03.2020 are subject to confirmation and reconciliation.

Note 42

In the opinion of the Management ,there is no impairment of assets in accordance with the Ind AS -36 as on the Balance Sheet date.

Note 43

There are no amounts due to be credited to Investor Education and Protection Fund in accordance with Section 125 of the Companies Act, 2013 as at the year end.

Note 44

There are no significant subsequent events that would require adjustments or disclosures in the financial statements as on the balance sheet date.

Note 45

The financial statements were authorised for issue by the Board of Directors on June 18 ,2020.

Note 46

All amounts disclosed in the financial statements and notes have been rounded off to the nearest lakhs and decimal thereof as per the requirements of Schedule III, unless otherwise stated.

Note 47

Previous year's figures have been reclassified/regrouped wherever necessary to conform with the current year's Financial Statements .

The Notes referred to above form an integral part of the Financial Statements.
As per our Report Attached

Signatures to the Financial Statements and Notes

for and on behalf of
AJAY PALIWAL & CO.,
Chartered Accountants
FRN : 12345C

AJAY PALIWAL
Proprietor
M.No. 403290

Udaipur. June 18 ,2020



for and on behalf of the Board

ASAD DAUD
Managing Director
DIN: 02491539

LALIT KUMAR BOLIA
Chief Financial Officer

HAKIM S. TIDIWALA
Wholetime Director
DIN : 00119156

DEBANSHU DEB
Company Secretary
M. No. 50778