

General information about company

Scrip code	543743
NSE Symbol	SAH
MSEI Symbol	NOTLISTED
ISIN	INE035801013
Name of the company	SAH POLYMERS LIMITED
Whether company is SME	No
Class of Security	Equity Shares
Type of report	Quarterly
Quarter Ended / Half year ended/Date of Report (For Prelisting / Allotment)	30-09-2023
Date of allotment / extinguishment (in case Capital Restructuring selected) / Listing Date	
Shareholding pattern filed under	Regulation 31 (1) (b)
Whether the listed entity is Public Sector Undertaking (PSU)?	No

Declaration

Sr. No.	Particular	Yes/No	Promoter and Promoter Group	Public shareholder	Non Promoter- Non Public
1	Whether the Listed Entity has issued any partly paid up shares?	No	No	No	No
2	Whether the Listed Entity has issued any Convertible Securities ?	No	No	No	No
3	Whether the Listed Entity has issued any Warrants ?	No	No	No	No
4	Whether the Listed Entity has any shares against which depository receipts are issued?	No	No	No	No
5	Whether the Listed Entity has any shares in locked-in?	Yes	Yes	No	No
6	Whether any shares held by promoters are pledge or otherwise encumbered?	No	No		
7	Whether company has equity shares with differential voting rights?	No	No	No	No
8	Whether the listed entity has any significant beneficial owner?	No			

Table VI - Statement showing foreign ownership limits

Particular	Approved limits (%)	Limits utilized (%)
As on shareholding date	100	6.01
As on the end of previous 1st quarter	100	7.51
As on the end of previous 2nd quarter	0	0
As on the end of previous 3rd quarter	0	0
As on the end of previous 4th quarter	0	0

Table I - Summary Statement holding of specified securities

Category (I)	Category of shareholder (II)	Nos. Of shareholders (III)	No. of fully paid up equity shares held (IV)	No. Of Partly paid-up equity shares held (V)	No. Of shares underlying Depository Receipts (VI)	Total nos. shares held (VII) = (IV)+ (V)+ (VI)	Shareholding as a % of total no. of shares (calculated as per SCRR, 1957) (VIII) As a % of (A+B+C2)	Number of Voting Rights held in each class of securities (IX)			
								No of Voting (XIV) Rights			Total as a % of (A+B+C)
								Class eg: X	Class eg:y	Total	
(A)	Promoter & Promoter Group	9	15596000			15596000	60.46	15596000		15596000	60.46
(B)	Public	8494	10200000			10200000	39.54	10200000		10200000	39.54
(C)	Non Promoter-Non Public										
(C1)	Shares underlying DRs										
(C2)	Shares held by Employee Trusts										
	Total	8503	25796000			25796000	100	25796000		25796000	100

Table I - Summary Statement holding of specified securities

Category (I)	Category of shareholder (II)	No. Of Shares Underlying Outstanding convertible securities (X)	No. of Shares Underlying Outstanding Warrants (Xi)	No. Of Shares Underlying Outstanding convertible securities and No. Of Warrants (Xi) (a)	Shareholding , as a % assuming full conversion of convertible securities (as a percentage of diluted share capital) (XI)= (VII)+(X) As a % of (A+B+C2)	Number of Locked in shares (XII)		Number of Shares pledged or otherwise encumbered (XIII)		Number of equity shares held in dematerialized form (XIV)	Sub-categorization of shares		
						No. (a)	As a % of total Shares held (b)	No. (a)	As a % of total Shares held (b)		Sub-category (i)	Sub-category (ii)	Sub-category (iii)
(A)	Promoter & Promoter Group				60.46	5159200	33.08			15596000			
(B)	Public				39.54					10200000	0	0	0
(C)	Non Promoter-Non Public												
(C1)	Shares underlying DRs												
(C2)	Shares held by Employee Trusts												
	Total				100	5159200	20			25796000	0	0	0

Table II - Statement showing shareholding pattern of the Promoter and Promoter Group

Sr.	Category & Name of the Shareholders (I)	Nos. Of shareholders (III)	No. of fully paid up equity shares held (IV)	No. Of Partly paid-up equity shares held (V)	No. Of shares underlying Depository Receipts (VI)	Total nos. shares held (VII) = (IV)+(V)+(VI)	Shareholding as a % of total no. of shares (calculated as per SCRR, 1957) (VIII) As a % of (A+B+C2)	Number of Voting Rights held in each class of securities (IX)			
								No of Voting (XIV) Rights			Total as a % of Total Voting rights
								Class eg: X	Class eg:y	Total	
A	Table II - Statement showing shareholding pattern of the Promoter and Promoter Group										
(1)	Indian										
(a)	Individuals/Hindu undivided Family	7	7			7	0	7		7	0
(d)	Any Other (specify)	2	15595993			15595993	60.46	15595993		15595993	60.46
Sub-Total (A)(1)		9	15596000			15596000	60.46	15596000		15596000	60.46
(2)	Foreign										
Total Shareholding of Promoter and Promoter Group (A)=(A)(1)+(A)(2)		9	15596000			15596000	60.46	15596000		15596000	60.46
B	Table III - Statement showing shareholding pattern of the Public shareholder										
(1)	Institutions (Domestic)										
(2)	Institutions (Foreign)										
(d)	Foreign Portfolio Investors Category I	4	1049754			1049754	4.07	1049754		1049754	4.07
(e)	Foreign Portfolio Investors Category II	1	30000			30000	0.12	30000		30000	0.12
Sub-Total (B)(2)		5	1079754			1079754	4.19	1079754		1079754	4.19
(3)	Central Government / State Government(s)										
(4)	Non-institutions										
(g)	Resident Individuals holding nominal share capital up to Rs. 2 lakhs	8295	1757620			1757620	6.81	1757620		1757620	6.81
(h)	Resident Individuals holding nominal share capital in excess of Rs. 2 lakhs	33	2090734			2090734	8.1	2090734		2090734	8.1
(i)	Non Resident Indians (NRIs)	39	141296			141296	0.55	141296		141296	0.55
(l)	Bodies Corporate	39	3447452			3447452	13.36	3447452		3447452	13.36
(m)	Any Other (specify)	83	1683144			1683144	6.52	1683144		1683144	6.52
Sub-Total (B)(4)		8489	9120246			9120246	35.36	9120246		9120246	35.36
Total Public Shareholding (B)=(B)(1)+(B)(2)+(B)(3)+(B)(4)		8494	10200000			10200000	39.54	10200000		10200000	39.54
C	Table IV - Statement showing shareholding pattern of the Non Promoter- Non Public shareholder										

Total (A+B+C2)		8503	25796000			25796000	100	25796000		25796000	100
Total (A+B+C)		8503	25796000			25796000	100	25796000		25796000	100





Table II - Statement showing shareholding pattern of the Promoter and Promoter Group

Sr.	No. Of Shares Underlying Outstanding convertible securities (X)	No. of Shares Underlying Outstanding Warrants (Xi)	No. Of Shares Underlying Outstanding convertible securities and No. Of Warrants (Xi) (a)	Shareholding , as a % assuming full conversion of convertible securities (as a percentage of diluted share capital) (XI)= (VII)+(X) As a % of (A+B+C2)	Number of Locked in shares (XII)		Number of Shares pledged or otherwise encumbered (XIII)		Number of equity shares held in dematerialized form (XIV)	Sub-categorization of shares		
					No. (a)	As a % of total Shares held (b)	No. (a)	As a % of total Shares held (b)		Sub-category (i)	Sub-category (ii)	Sub-category (iii)
A	Table II - Statement showing shareholding pattern of the Promoter and Promoter Group											
(1)	Indian											
(a)				0	0	0			7			
(d)				60.46	5159200	33.08			15595993			
Sub-Total (A) (1)				60.46	5159200	33.08			15596000			
(2)	Foreign											
Total Shareholding of Promoter and Promoter Group (A)= (A)(1)+(A) (2)				60.46	5159200	33.08			15596000			
B	Table III - Statement showing shareholding pattern of the Public shareholder											
(1)	Institutions (Domestic)											
(2)	Institutions (Foreign)											
(d)				4.07					1049754	0	0	0
(e)				0.12					30000	0	0	0
Sub-Total (B) (2)				4.19					1079754	0	0	0
(3)	Central Government / State Government(s)											
(4)	Non-institutions											
(g)				6.81					1757620	0	0	0
(h)				8.1					2090734	0	0	0
(i)				0.55					141296	0	0	0
(l)				13.36					3447452	0	0	0
(m)				6.52					1683144	0	0	0
Sub-Total (B) (4)				35.36					9120246	0	0	0
Total Public Shareholding (B)=(B)(1)+(B)(2)+(B) (3)+(B)(4)				39.54					10200000	0	0	0
C	Table IV - Statement showing shareholding pattern of the Non Promoter- Non Public shareholder											
Total (A+B+C2)				100	5159200	20			25796000			

Total (A+B+C)				100	5159200	20			25796000
------------------	--	--	--	-----	---------	----	--	--	----------



Individuals/Hindu undivided Family

Serial No.	1	2	3	4	5	6	7
Name of the Shareholders (I)	Asad Daud	Hari Kant Turgalia	Lalit Kumar Bolia	Mahipal Jain	Nitin Bhiva Shinde	Rangarao S Chinchulkar	Shehnaz D Ali
PAN (II)	APGPD9243R	AADPT4782B	ABIPB8823H	AWJPS9222M	AYAPS8700M	AGRPC2807J	AAWPD4123H
No. of fully paid up equity shares held (IV)	1	1	1	1	1	1	1
No. Of Partly paid-up equity shares held (V)							
No. Of shares underlying Depository Receipts (VI)							
Total nos. shares held (VII) = (IV)+ (V)+ (VI)	1	1	1	1	1	1	1
Shareholding as a % of total no. of shares (calculated as per SCRR, 1957) (VIII) As a % of (A+B+C2)	0	0	0	0	0	0	0
Number of Voting Rights held in each class of securities (IX)							
Class eg:X	1	1	1	1	1	1	1
Class eg:y							
Total	1	1	1	1	1	1	1
Total as a % of Total Voting rights	0	0	0	0	0	0	0
No. Of Shares Underlying Outstanding convertible securities (X)							
No. of Shares Underlying Outstanding Warrants (Xi)							
No. Of Shares Underlying Outstanding convertible securities and No. Of Warrants (Xi) (a)							
Shareholding , as a % assuming full conversion of convertible securities (as a percentage of diluted share capital) (XI)= (VII)+(Xi)(a) As a % of (A+B+C2)	0	0	0	0	0	0	0
Number of Locked in shares (XII)							

No. (a)	0	0	0	0	0	0	0
As a % of total Shares held (b)	0	0	0	0	0	0	0
Number of Shares pledged or otherwise encumbered (XIII)							
No. (a)							
As a % of total Shares held (b)							
Number of equity shares held in dematerialized form (XIV)	1	1	1	1	1	1	1
Reason for not providing PAN							
Reason for not providing PAN							
Shareholder type	Promoter	Promoter	Promoter	Promoter	Promoter	Promoter	Promoter

--	--	--	--	--	--	--	--

Individuals/Hindu undivided Family

Serial No.	
Name of the Shareholders (I)	Click here to go back
PAN (II)	Total
No. of fully paid up equity shares held (IV)	7
No. Of Partly paid-up equity shares held (V)	
No. Of shares underlying Depository Receipts (VI)	
Total nos. shares held (VII) = (IV)+ (V)+ (VI)	7
Shareholding as a % of total no. of shares (calculated as per SCRR, 1957) (VIII) As a % of (A+B+C2)	0
Number of Voting Rights held in each class of securities (IX)	
Class eg:X	7
Class eg:y	
Total	7
Total as a % of Total Voting rights	0
No. Of Shares Underlying Outstanding convertible securities (X)	
No. of Shares Underlying Outstanding Warrants (Xi)	
No. Of Shares Underlying Outstanding convertible securities and No. Of Warrants (Xi) (a)	
Shareholding , as a % assuming full conversion of convertible securities (as a percentage of diluted share capital) (XI)= (VII)+(Xi)(a) As a % of (A+B+C2)	0
Number of Locked in shares (XII)	

No. (a)	0
As a % of total Shares held (b)	0
Number of Shares pledged or otherwise encumbered (XIII)	
No. (a)	
As a % of total Shares held (b)	
Number of equity shares held in dematerialized form (XIV)	7
Reason for not providing PAN	
Reason for not providing PAN	
Shareholder type	

Any Other (specify)

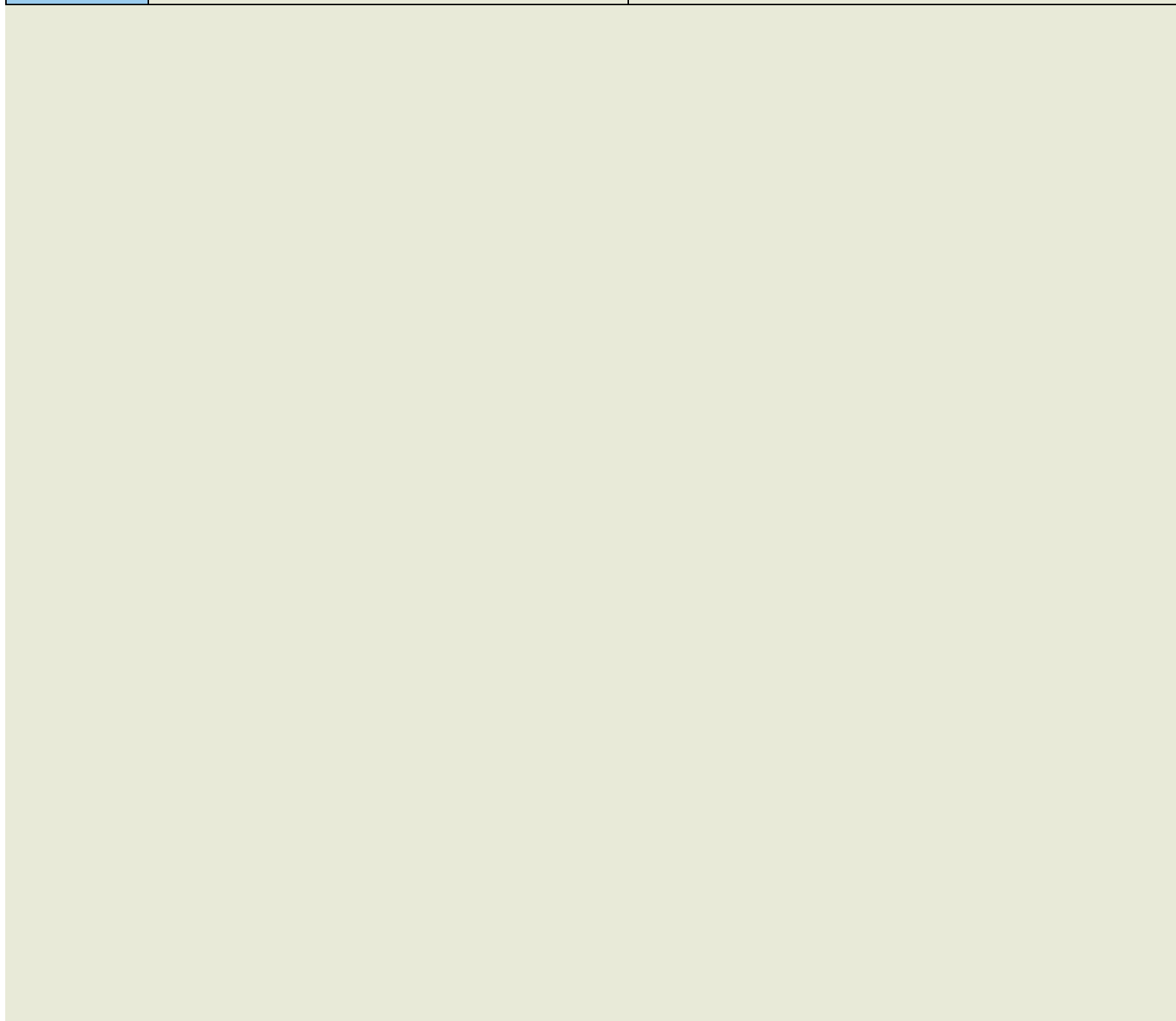
Serial No.	1	2	
Category	Bodies Corporate	Bodies Corporate	Click here to go back
Name of the Shareholders (I)	Sat Industries Limited	Sat Invest Private Limited	
PAN (II)	AAACR2207F	AACCS2098D	Total
No. of the Shareholders (I)	1	1	2
No. of fully paid up equity shares held (IV)	14315993	1280000	15595993
No. Of Partly paid-up equity shares held (V)			
No. Of shares underlying Depository Receipts (VI)			
Total nos. shares held (VII) = (IV)+ (V)+ (VI)	14315993	1280000	15595993
Shareholding as a % of total no. of shares (calculated as per SCRR, 1957) (VIII) As a % of (A+B+C2)	55.5	4.96	60.46
Number of Voting Rights held in each class of securities (IX)			
Class eg: X	14315993	1280000	15595993
Class eg:y			
Total	14315993	1280000	15595993
Total as a % of Total Voting rights	55.5	4.96	60.46
No. Of Shares Underlying Outstanding convertible securities (X)			
No. of Shares Underlying Outstanding Warrants (Xi)			
No. Of Shares Underlying Outstanding convertible securities and No. Of Warrants (Xi) (a)			
Shareholding , as a % assuming full conversion of convertible securities (as a percentage of diluted share	55.5	4.96	60.46

capital) (XI)= (VII)+(X) As a % of (A+B+C2)			
Number of Locked in shares (XII)			
No. (a)	5159200	0	5159200
As a % of total Shares held (b)	36.04	0	33.08
Number of Shares pledged or otherwise encumbered (XIII)			
No. (a)			
As a % of total Shares held (b)			
Number of equity shares held in dematerialized form (XIV)	14315993	1280000	15595993
Reason for not providing PAN			
Reason for not providing PAN			
Shareholder type	Promoter	Promoter Group	

Foreign Portfolio Investors Category I

Serial No.	1	
Name of the Shareholders (I)	Maven India Fund	Click here to go back
PAN (II)	AAKCM2505R	Total
No. of fully paid up equity shares held (IV)	899685	899685
No. Of Partly paid-up equity shares held (V)		
No. Of shares underlying Depository Receipts (VI)		
Total nos. shares held (VII) = (IV)+ (V)+ (VI)	899685	899685
Shareholding as a % of total no. of shares (calculated as per SCRR, 1957) (VIII) As a % of (A+B+C2)	3.49	3.49
Number of Voting Rights held in each class of securities (IX)		
Class eg: X	899685	899685
Class eg:y		
Total	899685	899685
Total as a % of Total Voting rights	3.49	3.49
No. Of Shares Underlying Outstanding convertible securities (X)		
No. of Shares Underlying Outstanding Warrants (Xi)		
No. Of Shares Underlying Outstanding convertible securities and No. Of Warrants (Xi) (a)		
Shareholding , as a % assuming full conversion of convertible securities (as a percentage of diluted share capital) (XI)= (VII)+(X) As a % of (A+B+C2)	3.49	3.49
Number of Locked in shares (XII)		


No. (a)		
As a % of total Shares held (b)		
Number of equity shares held in dematerialized form (XIV)	899685	899685
Reason for not providing PAN		
Reason for not providing PAN		
Sub-categorization of shares		
Shareholding (No. of shares) under		
Sub-category (i)	0	0
Sub-category (ii)	0	0
Sub-category (iii)	0	0



Bodies Corporate

Serial No.	1	2	3	4	
Name of the Shareholders (I)	L7 Hitech Private Limited	Unishire Urban Infra Limited	Park Continental Private Limited	Delight Quant Private Limited	Click here to go back
PAN (II)	AACCL7130P	AABCR3723R	AABCP9174A	AAKCD1453F	Total
No. of fully paid up equity shares held (IV)	655000	407000	384010	300000	1746010
No. Of Partly paid-up equity shares held (V)					
No. Of shares underlying Depository Receipts (VI)					
Total nos. shares held (VII) = (IV)+ (V)+ (VI)	655000	407000	384010	300000	1746010
Shareholding as a % of total no. of shares (calculated as per SCRR, 1957) (VIII) As a % of (A+B+C2)	2.54	1.58	1.49	1.16	6.77
Number of Voting Rights held in each class of securities (IX)					
Class eg: X	655000	407000	384010	300000	1746010
Class eg:y					
Total	655000	407000	384010	300000	1746010
Total as a % of Total Voting rights	2.54	1.58	1.49	1.16	6.77
No. Of Shares Underlying Outstanding convertible securities (X)					
No. of Shares Underlying Outstanding Warrants (Xi)					
No. Of Shares Underlying Outstanding convertible securities and No. Of Warrants (Xi) (a)					
Shareholding , as a % assuming full conversion of convertible securities (as a percentage of diluted share capital) (XI)= (VII)+(X) As a % of (A+B+C2)	2.54	1.58	1.49	1.16	6.77
Number of Locked in shares (XII)					


No. (a)					
As a % of total Shares held (b)					
Number of equity shares held in dematerialized form (XIV)	655000	407000	384010	300000	1746010
Reason for not providing PAN					
Reason for not providing PAN					
Sub-categorization of shares					
Shareholding (No. of shares) under					
Sub-category (i)	0	0	0	0	0
Sub-category (ii)	0	0	0	0	0
Sub-category (iii)	0	0	0	0	0



Individuals - ii. Individual shareholders holding nominal share capital in excess of Rs. 2 lakhs.

Serial No.	1	2	
Name of the Shareholders (I)	Bholaram Agarwal	Harsh Jasmin Ajmera	Click here to go back
PAN (II)	AASPA4858Q	AEMPA4965L	Total
No. of fully paid up equity shares held (IV)	285339	329870	615209
No. Of Partly paid-up equity shares held (V)			
No. Of shares underlying Depository Receipts (VI)			
Total nos. shares held (VII) = (IV)+ (V)+ (VI)	285339	329870	615209
Shareholding as a % of total no. of shares (calculated as per SCRR, 1957) (VIII) As a % of (A+B+C2)	1.11	1.28	2.38
Number of Voting Rights held in each class of securities (IX)			
Class eg: X	285339	329870	615209
Class eg:y			
Total	285339	329870	615209
Total as a % of Total Voting rights	1.11	1.28	2.38
No. Of Shares Underlying Outstanding convertible securities (X)			
No. of Shares Underlying Outstanding Warrants (Xi)			
No. Of Shares Underlying Outstanding convertible securities and No. Of Warrants (Xi) (a)			
Shareholding , as a % assuming full conversion of convertible securities (as a percentage of diluted share capital) (XI)= (VII)+(X) As a % of (A+B+C2)	1.11	1.28	2.38
Number of Locked in shares (XII)			

No. (a)			
As a % of total Shares held (b)			
Number of equity shares held in dematerialized form (XIV)	285339	329870	615209
Reason for not providing PAN			
Reason for not providing PAN			
Sub-categorization of shares			
Shareholding (No. of shares) under			
Sub-category (i)	0	0	0
Sub-category (ii)	0	0	0
Sub-category (iii)	0	0	0



Any Other (specify)

Serial No.	1	2	3	
Category	LLP	HUF	Clearing Members	
Category / More than 1 percentage	Category	Category	Category	
Name of the Shareholders (I)				Click here to go back
PAN (II)				Total
No. of the Shareholders (I)	5	77	1	83
No. of fully paid up equity shares held (IV)	1192248	280318	210578	1683144
No. Of Partly paid-up equity shares held (V)				
No. Of shares underlying Depository Receipts (VI)				
Total nos. shares held (VII) = (IV)+ (V)+ (VI)	1192248	280318	210578	1683144
Shareholding as a % of total no. of shares (calculated as per SCRR, 1957) (VIII) As a % of (A+B+C2)	4.62	1.09	0.82	6.53
Number of Voting Rights held in each class of securities (IX)				
Class eg: X	1192248	280318	210578	1683144
Class eg:y				
Total	1192248	280318	210578	1683144
Total as a % of Total Voting rights	4.62	1.09	0.82	6.53
No. Of Shares Underlying Outstanding convertible securities (X)				
No. of Shares Underlying Outstanding Warrants (Xi)				
No. Of Shares Underlying Outstanding convertible securities and No. Of Warrants (Xi) (a)				
Shareholding , as a % assuming full conversion of convertible securities (as a				

percentage of diluted share capital) (XI)= (VII)+(X) As a % of (A+B+C2)	4.62	1.09	0.82	6.53
Number of Locked in shares (XII)				
No. (a)				
As a % of total Shares held (b)				
Number of equity shares held in dematerialized form (XIV)	1192248	280318	210578	1683144
Reason for not providing PAN				
Reason for not providing PAN				
Sub-categorization of shares				
Shareholding (No. of shares) under				
Sub-category (i)	0	0	0	0
Sub-category (ii)	0	0	0	0
Sub-category (iii)	0	0	0	0

